



Srinivasa Play Systems

play is our favourite
way of learning

OUTDOOR CATALOGUE



www.srinivasaplaysystems.com



Srinivasa Play Systems

ABOUT US

Srinivasa Enterprises, based in Hyderabad, was founded to serve the growing global demand for high-quality play and fitness solutions. Over the years, we've expanded our offerings to include:

- Outdoor Play Equipment
- Outdoor Fitness Equipment
- Safety Flooring

Backed by cutting-edge manufacturing processes and a creative design team, we continually push the boundaries of innovation while ensuring all products meet safety and durability standards.

Play. Move. Grow.

At Srinivasa Play Systems, we design vibrant play spaces and outdoor fitness zones that bring joy, energy, and development to every community. Let's build happy and healthy environments together.

www.srinivasaplaysystems.com



Srinivasa Play Systems

Multi Play Stations

1

Page:4-46

Page: 90-108

8

Climbers

Junior Play Station

2

Page:47-63

Page: 109

9

Trampoline

Web Scramblers

3

Page:64-71

Page: 110-114

10

Spring Riders

Swings

4

Page:72-75

Page: 115-122

11

Outdoor Fitness

Slides

5

Page:76-82

Page: 123

12

Dustbin

See Saw

6

Page:83-85

Page: 126

13

Cilentele

Merry Go Round

7

Page:86-89

Page: 127

14

Our Installations



Srinivasa Play Systems

MULTI PLAY STATIONS



Rear View



Arial View

SPS -MPS-01

Equipment Size: L-11.66 x W-8.33 x H-10.66 Ft

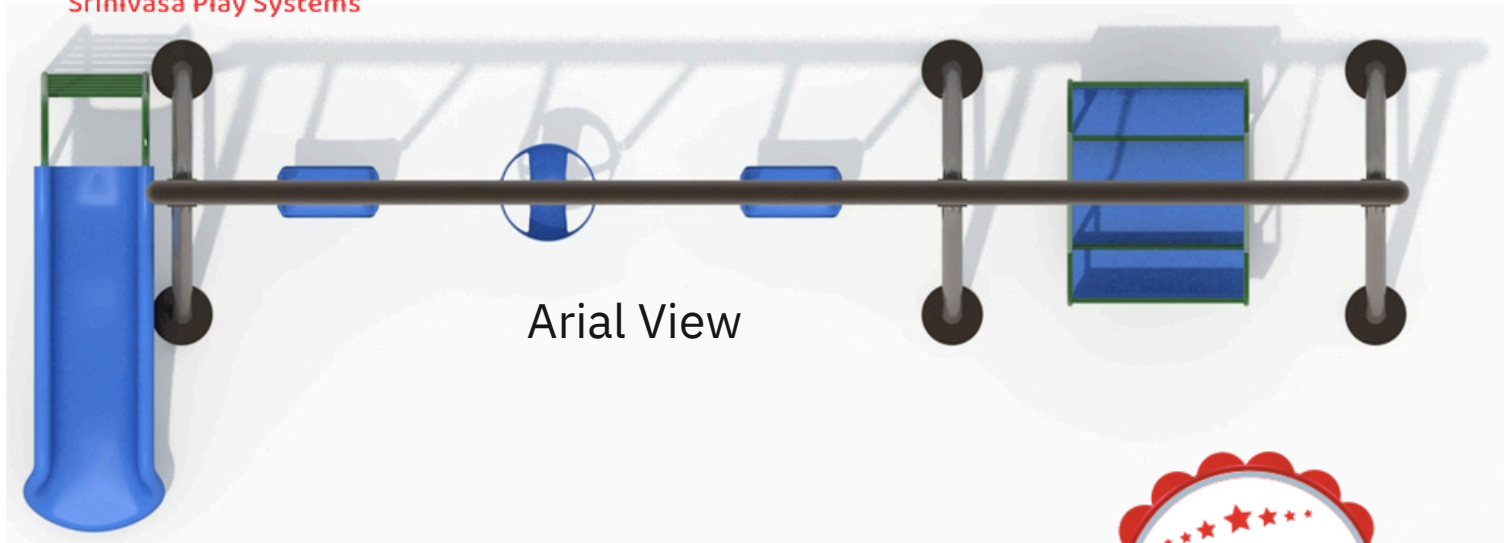
Safe Play Area: L-15 x W-11.66 Ft





Srinivasa Play Systems

MULTI PLAY STATIONS



Aerial View



SPS -MPS-02

Equipment Size: L-24.76 x W-8.7 x H-6.56 Ft



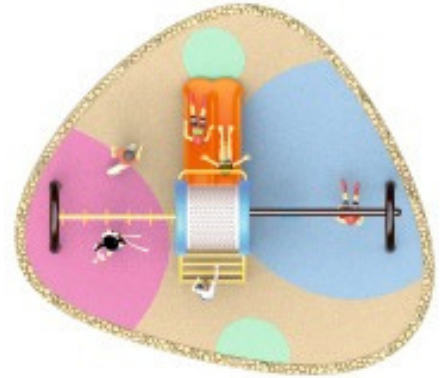


Srinivasa Play Systems

MULTI PLAY STATIONS



Rear View



Arial View

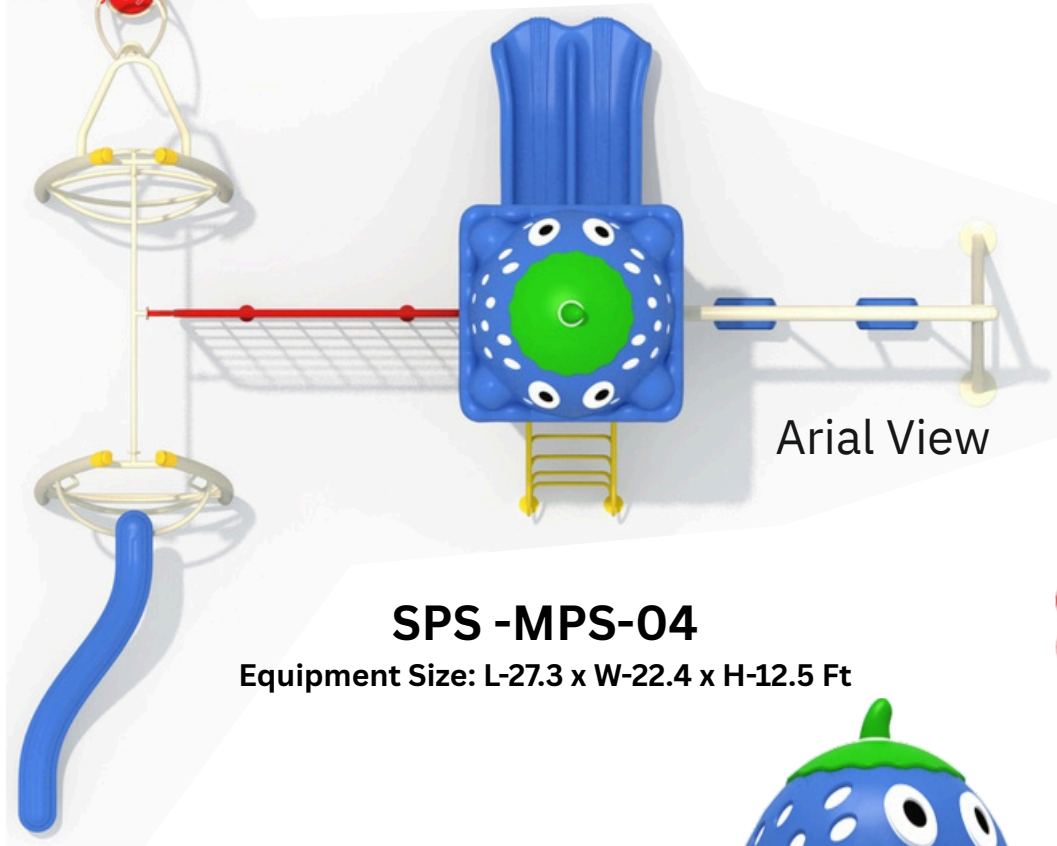
SPS -MPS-03

Equipment Size: L-24 x W-8.7 x H-12 Ft

Safe Play Area: L-23.66 x W-15.33 Ft



MULTI PLAY STATIONS





Srinivasa Play Systems

MULTI PLAY STATIONS



Rear View



Arial View

SPS -MPS-05

Equipment Size: L-13.28 x W-10.49 x
H-12 Ft

Safe Play Area: L-16.66 x W-13.33 Ft



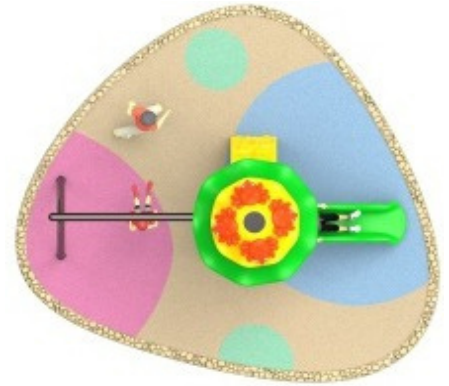


Srinivasa Play Systems

MULTI PLAY STATIONS



Rear View



Arial View

SPS -MPS-06

Equipment Size: L-16.9 x W-10.33 x H-12.66 Ft


Safe Play Area: L-16.66 x W-13.33 Ft






Srinivasa Play Systems

MULTI PLAY STATIONS



Rear View



Arial View



SPS -MPS-07

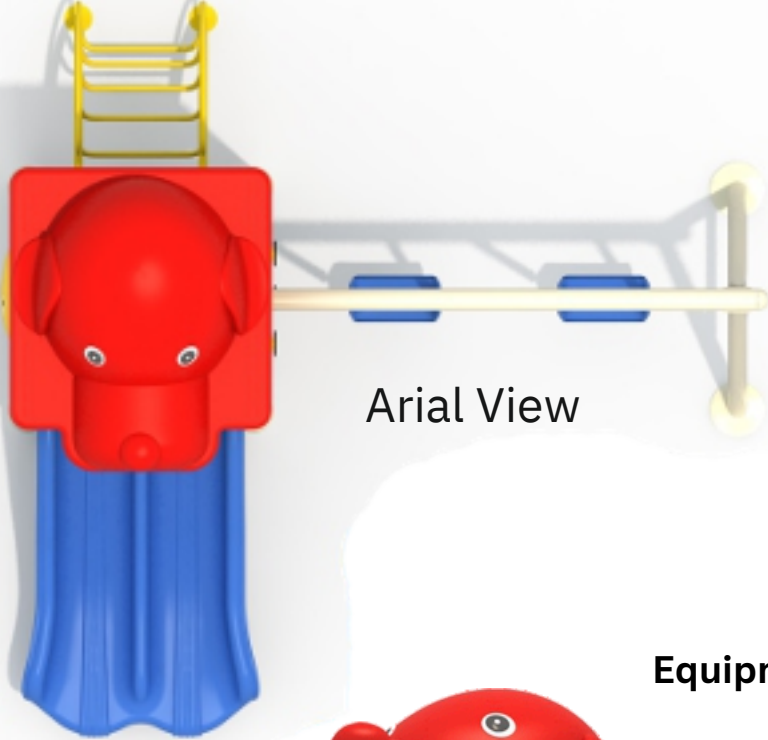
Equipment Size: L-13.52 x W-
6.49 x H-9.84 Ft





Srinivasa Play Systems

MULTI PLAY STATIONS



Arial View



SPS -MPS-08

Equipment Size: L-14.83 x W-14.60 x H-10.5 Ft



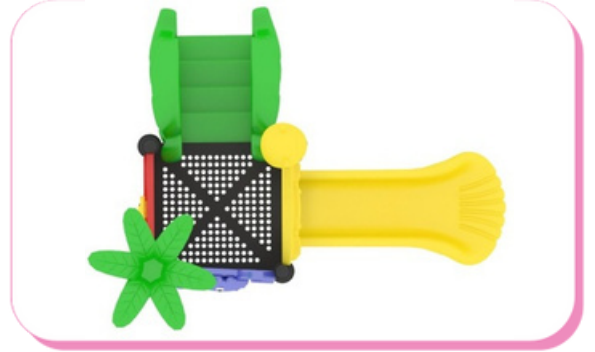


Srinivasa Play Systems

MULTI PLAY STATIONS



Rear View



Arial View



SPS -MPS-09

Equipment Size: L-10.55 x W-7.94 x H-9.84 Ft





Srinivasa Play Systems

MULTI PLAY STATIONS



Rear View



Arial View



SPS -MPS-10

Equipment Size: L-18.66 x W-14
x H-12.66 Ft

Safe Play Area: L-22 x W-15.33
Ft





Srinivasa Play Systems

MULTI PLAY STATIONS



Rear View



Arial View

SPS -MPS-11

Equipment Size: L-16 x W-18.8
x H-12.66 Ft

Safe Play Area: L-16.66 x W-
13.33 Ft





Srinivasa Play Systems

MULTI PLAY STATIONS



Rear View



Arial View

SPS -MPS-12

Equipment Size: L-32 x W-17 x
H-13 Ft

Safe Play Area: L-35 x W-16 Ft



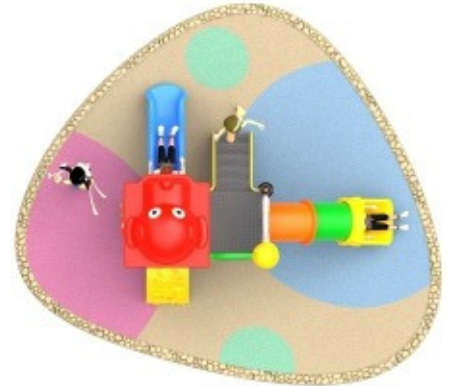


Srinivasa Play Systems

MULTI PLAY STATIONS



Rear View



Arial View

SPS -MPS-13

Equipment Size: L-16 x W-14.2
x H-12.66 Ft

Safe Play Area: L-18.99 x W-
15.33 Ft





Srinivasa Play Systems

MULTI PLAY STATIONS



Rear View



Arial View



SPS -MPS-14

Equipment Size: L-20.33 x W-12
x H-12.66 Ft

Safe Play Area: L-23.66 x W-
13.66 Ft

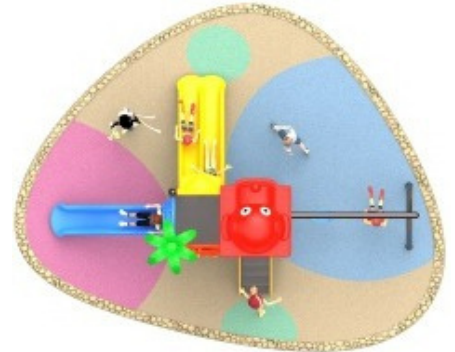


Srinivasa Play Systems

MULTI PLAY STATIONS



Rear View



Arial View

SPS -MPS-15

Equipment Size: L-25.8 x W-15
x H-12.66 Ft

Safe Play Area: L-27.33 x W-
18.33 Ft



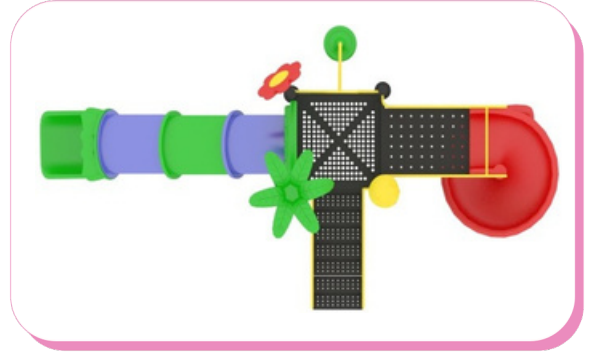


Srinivasa Play Systems

MULTI PLAY STATIONS



Rear View



Arial View

SPS -MPS-16

Equipment Size: L-22.1 x W-
11.3 x H-10.5 Ft





Srinivasa Play Systems

MULTI PLAY STATIONS



Rear View



Arial View

SPS -MPS-17

Equipment Size: L-12.66 x W-
14.6 x H-12.66 Ft

Safe Play Area: L-16 x W-13.66
Ft





Srinivasa Play Systems

MULTI PLAY STATIONS



Rear View



Arial View

SPS -MPS-18

Equipment Size: L-28.11 x W-
10.8 x H-12.66 Ft

Safe Play Area: L-31 x W-13 Ft



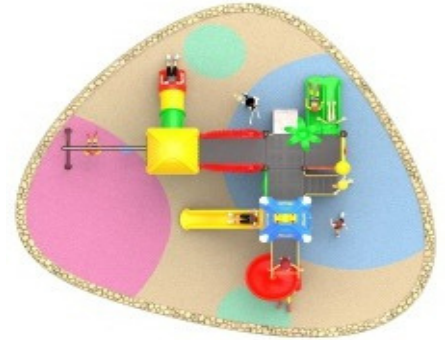


Srinivasa Play Systems

MULTI PLAY STATIONS



Rear View



Arial View

SPS -MPS-19

Equipment Size: L-29 x W-27.5 x

H-12.66 Ft

Safe Play Area: L-28 x W-23 Ft



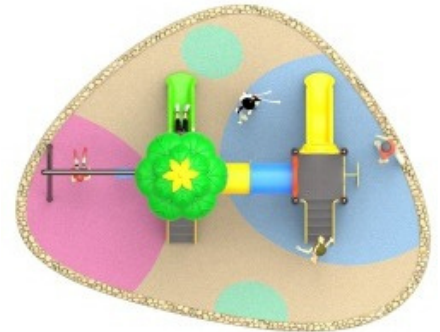


Srinivasa Play Systems

MULTI PLAY STATIONS



Rear View



Arial View

SPS -MPS-20

Equipment Size: L-27.5 x W-16.8
x H-12.66 Ft

Safe Play Area: L-26.66 x W-
16.66 Ft



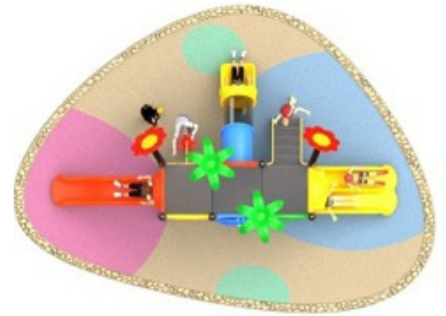


Srinivasa Play Systems

MULTI PLAY STATIONS



Rear View



Arial View

SPS -MPS-21

Equipment Size: L-26 x W-12.9
x H-12.66 Ft

Safe Play Area: L-29.33 x W-
15.33 Ft






MULTI PLAY STATIONS



Rear View



Arial View

SPS -MPS-22

Equipment Size: L-31.2 x W-24.1x H-12.66 Ft

**Safe Play Area: L-34 x W-25.66
Ft**






Srinivasa Play Systems

MULTI PLAY STATIONS



Rear View



Arial View

SPS -MPS-23

Equipment Size: L-19.7 x W-
23.9 x H-12.66 Ft


Safe Play Area: L-22.33 x W-
25.66 Ft






Srinivasa Play Systems

MULTI PLAY STATIONS



Rear View



Aerial View



SPS -MPS-24

Equipment Size: L-23 x W-11.15
x H-10.5 Ft



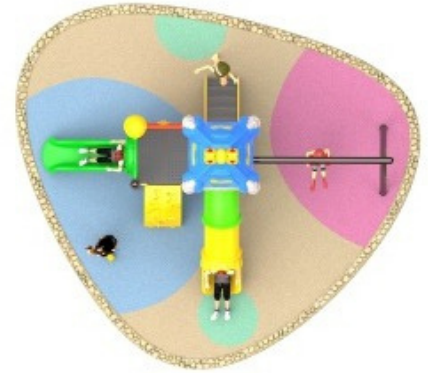


Srinivasa Play Systems

MULTI PLAY STATIONS



Rear View



Arial View

SPS -MPS-25

Equipment Size: L-20.7 x W-
15.8 x H-12.66 Ft

Safe Play Area: L-23 x W-18 Ft






Srinivasa Play Systems

MULTI PLAY STATIONS



Rear View



Aerial View

SPS -MPS-26

Equipment Size: L-28.6 x W-
12.4 x H-16.8 Ft






Srinivasa Play Systems

MULTI PLAY STATIONS



Rear View



Aerial View

SPS -MPS-27

Equipment Size: L-24.7 x W-
21.9x H-16.10 Ft






Srinivasa Play Systems

MULTI PLAY STATIONS



Rear View



Arial View

SPS -MPS-28

Equipment Size: L-52 x W-10.5
x H-14 Ft

Safe Play Area: L-54 x W-13.66
Ft






Srinivasa Play Systems

MULTI PLAY STATIONS



Rear View



Arial View

SPS -MPS-29

Equipment Size: L-21.1 x W-
24.11 x H-16.8 Ft





Srinivasa Play Systems

MULTI PLAY STATIONS



Rear View



Aerial View

SPS -MPS-30

Equipment Size: L-27 x W-24 x
H-16.8 Ft





Srinivasa Play Systems

MULTI PLAY STATIONS

SPS -MPS-31

Equipment Size: L-38.33 x W-
21.2 x H-12.66 Ft

Safe Play Area: L-41.66 x W-
21.66 Ft



Arial View





Srinivasa Play Systems

MULTI PLAY STATIONS



Rear View



Arial View

SPS -MPS-32

Equipment Size: L-50 x W-
20.10 x H-19 Ft

Safe Play Area: L-53.33 x W-
23.33 Ft






Srinivasa Play Systems

MULTI PLAY STATIONS



Rear View



Arial View

SPS -MPS-33

Equipment Size: L-35 x W-30 x
H-19 Ft

Safe Play Area: L-38 x W-33 Ft





Srinivasa Play Systems

MULTI PLAY STATIONS



Rear View



Arial View



SPS -MPS-34

Equipment Size: L-68.5 x W-
27.5 x H-16.8Ft

Safe Play Area: L-71.5 x W-30.5
Ft






Srinivasa Play Systems

MULTI PLAY STATIONS



Rear View



Arial View

SPS -MPS-35

Equipment Size: L-16.10 x W-
15.2 x H-14 Ft

Safe Play Area: L-19.10 x W-
18.2 Ft






Srinivasa Play Systems

MULTI PLAY STATIONS



Rear View



Arial View

SPS -MPS-36

Equipment Size: L-23.11x W-17
x H-14 Ft

Safe Play Area: L-26.11 x W-20
Ft






Srinivasa Play Systems

MULTI PLAY STATIONS



Rear View



Aerial View

SPS -MPS-37

Equipment Size: L-21.10 x W-17
x H-14 Ft

Safe Play Area: L-24.10 x W-20
Ft





Srinivasa Play Systems

MULTI PLAY STATIONS



Rear View



Arial View

SPS -MPS-38

Equipment Size: L-20.5 x W-15
x H-12.66 Ft


Safe Play Area: L-24 x W-18.33
Ft



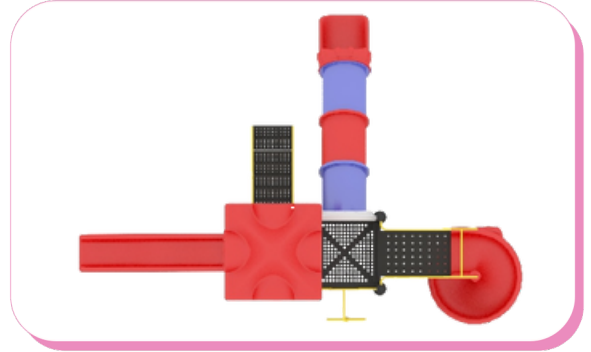


Srinivasa Play Systems

MULTI PLAY STATIONS



Rear View



Arial View

SPS -MPS-39

Equipment Size: L-23.8 x W-
16.3 x H-11.5 Ft

Safe Play Area: L-27 x W-19 Ft



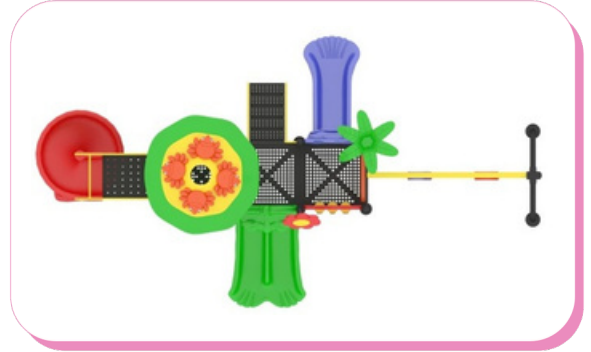


Srinivasa Play Systems

MULTI PLAY STATIONS



Rear View



Arial View

SPS -MPS-40

Equipment Size: L-29.1 x W-
16.7 x H-12.13 Ft



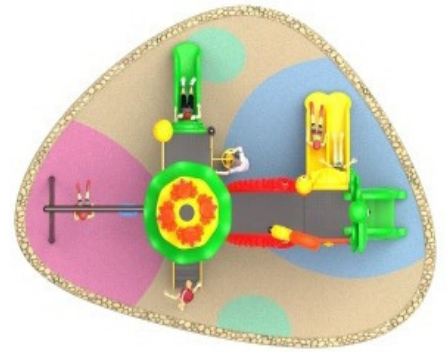


Srinivasa Play Systems

MULTI PLAY STATIONS



Rear View



Arial View

SPS -MPS-41

Equipment Size: L-29 x W-18.7
x H-12.66 Ft

Safe Play Area: L-28.33 x W-20
Ft



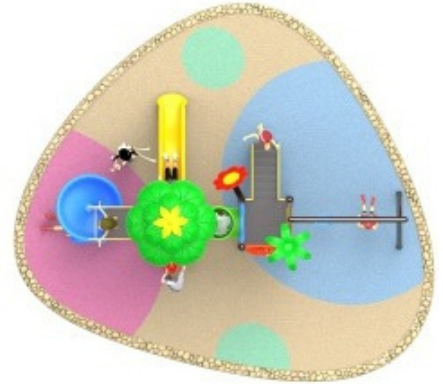


Srinivasa Play Systems

MULTI PLAY STATIONS



Rear View




Arial View

SPS -MPS-42

Equipment Size: L-28.6 x W-

14.3 x H-12.66 Ft


Safe Play Area: L-29 x W-17 Ft



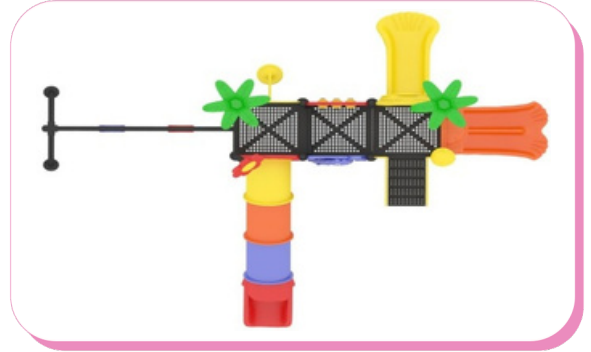


Srinivasa Play Systems

MULTI PLAY STATIONS



Rear View



Arial View



SPS -MPS-43

Equipment Size: L-27.5 x W-
21.9 x H-9.88 Ft



Juniors Play Stations



Srinivasa Play Systems



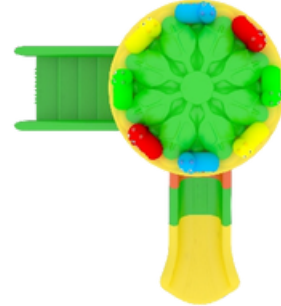


Srinivasa Play Systems

JUNIORS PLAY STATION



Rear View



Arial View



SPS -JPS-01

Equipment Size: L-9.5 x W-11.2
x H-14 Ft




Srinivasa Play Systems

JUNIORS PLAY STATION



Rear View



Arial View

SPS -JPS-02

Equipment Size: L-14.5 x W-
10.5 x H-14 Ft





Srinivasa Play Systems

JUNIORS PLAY STATION



Rear View



Arial View

SPS -JPS-03

Equipment Size: L-16.5 x W-
10.5 x H-14 Ft



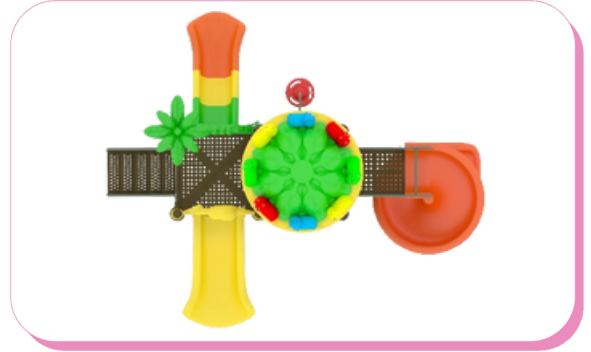


Srinivasa Play Systems

JUNIORS PLAY STATION



Rear View



Arial View



SPS -JPS-04

Equipment Size: L-16.5 x W-14.5 x H-14 Ft



Srinivasa Play Systems

JUNIORS PLAY STATION



Rear View



Aerial View



SPS -JPS-05

Equipment Size: L-20 x W-18.5
x H-12 Ft



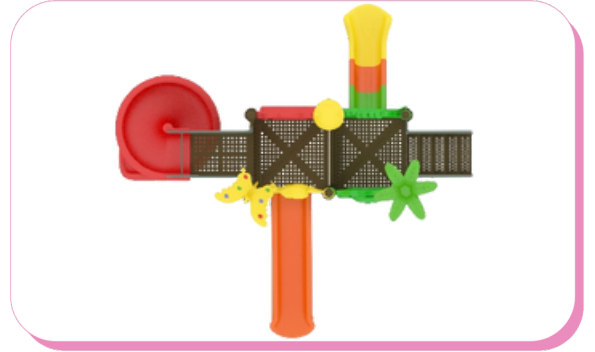


Srinivasa Play Systems

JUNIORS PLAY STATION



Rear View



Arial View

SPS -JPS-06


Equipment Size: L-26 x W-12.8
x H-14 Ft





Srinivasa Play Systems

JUNIORS PLAY STATION



Rear View



Arial View

SPS -JPS-08

Equipment Size: L-13 x W-8.5 x
H-10 Ft



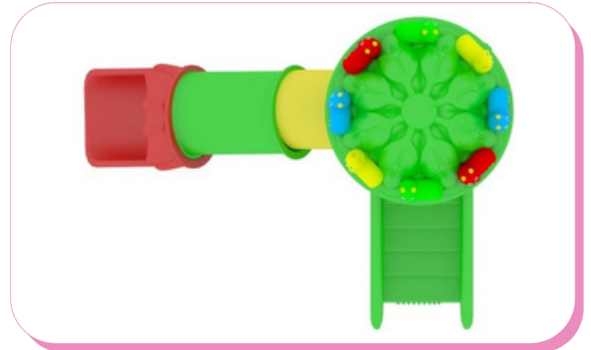


Srinivasa Play Systems

JUNIORS PLAY STATION



Rear View



Arial View



SPS -JPS-07

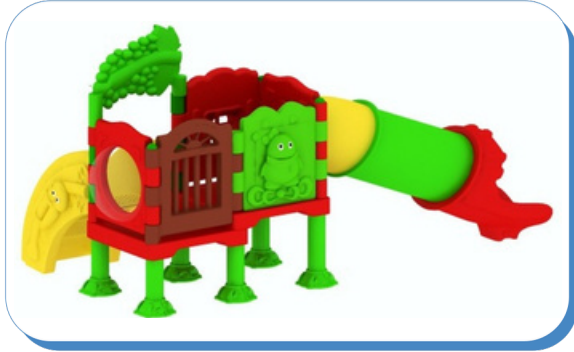
Equipment Size: L-8 x W-4 x H-
10 Ft



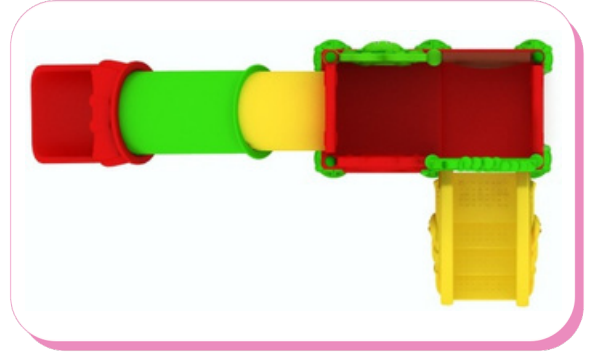


Srinivasa Play Systems

JUNIORS PLAY STATION



Rear View

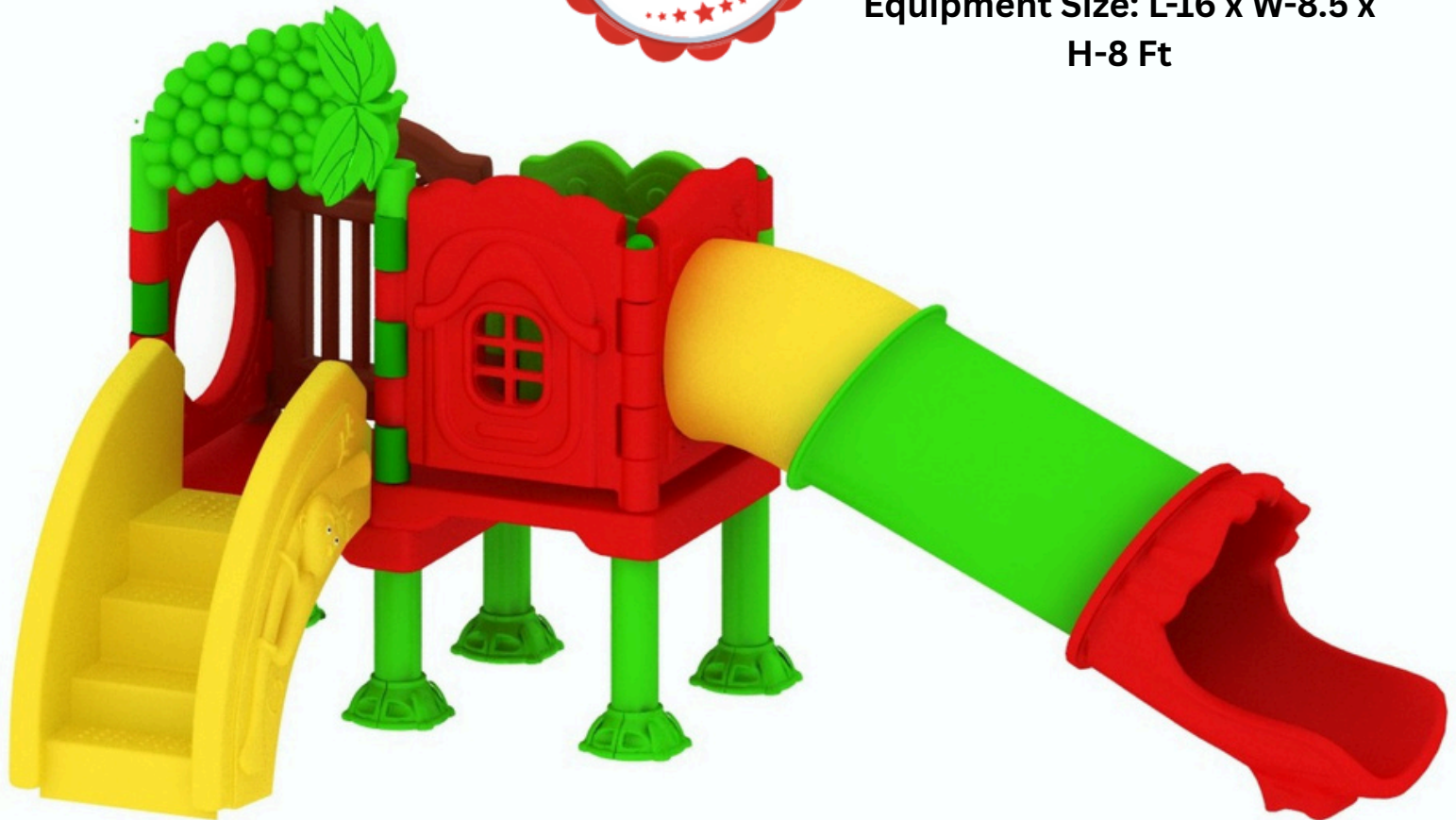


Arial View



SPS -JPS-09

Equipment Size: L-16 x W-8.5 x
H-8 Ft





Srinivasa Play Systems

JUNIORS PLAY STATION



Rear View



Arial View

SPS -JPS-10

Equipment Size: L-10 x W-8 x
H-12 Ft






Srinivasa Play Systems

JUNIORS PLAY STATION



Rear View



Aerial View

SPS -JPS-12

Equipment Size: L-10 x W-8 x
H-12 Ft



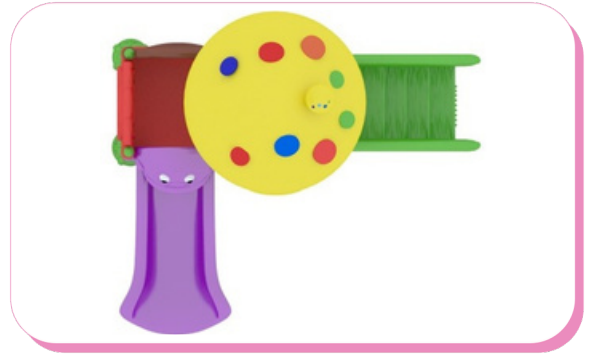


Srinivasa Play Systems

JUNIORS PLAY STATION



Rear View



Arial View

SPS -JPS-11

Equipment Size: L-14.5 x W-8.5
x H-12 Ft






Srinivasa Play Systems

JUNIORS PLAY STATION



Rear View



Arial View

SPS -JPS-13

Equipment Size: L-10 x W-9.5 x
H-10 Ft






Srinivasa Play Systems

JUNIORS PLAY STATION



Rear View



Arial View

SPS -JPS-14

Equipment Size: L-16.5 x W-12 x
H-12 Ft





Srinivasa Play Systems

JUNIORS PLAY STATION



Rear View



Arial View



SPS -JPS-15


Equipment Size: L-22.5 x W-
19.5 x H-12 Ft





Srinivasa Play Systems

JUNIORS PLAY STATION



Rear View



Arial View

SPS -JPS-16

Equipment Size: L-24 x W-9.5 x
H-12 Ft



Web Scramblers

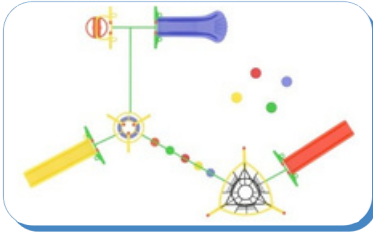


Srinivasa Play Systems



www.srinivasaplaysystems.com

WEB SCRAMBLERS




Arial View

SPS -WSC-01

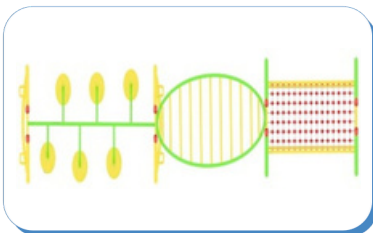
Equipment Size: Circle Area :
27ft | Safe Play: Circle Area :
30ft



Rear View



WEB SCRAMBLERS



Arial View

SPS -WSC-02

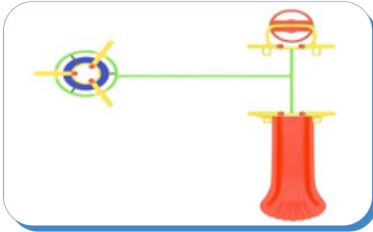
Equipment Size: L-19.65 x W-5
x H-9.84 Ft | Safe Play: L-21 x
W-7 Ft



Rear View



WEB SCRAMBLERS




Arial View

SPS -WSC-03

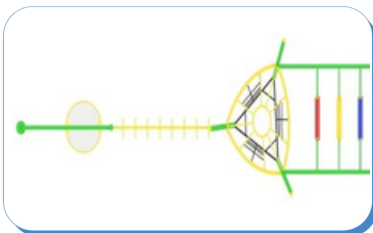
Equipment Size: L-16.40 x W-13.10 x H-9.80 Ft | Safe Play: L-19 x W-15 Ft



Rear View



WEB SCRAMBLERS




Arial View

SPS -WSC-05

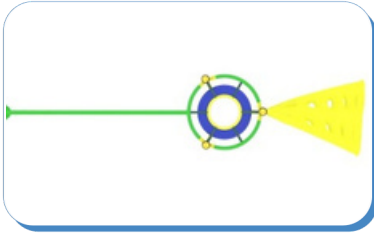
Equipment Size: L-17.4 x W-4 x H-8.5 Ft | Safe Play: L-19 x W-7 Ft



Rear View



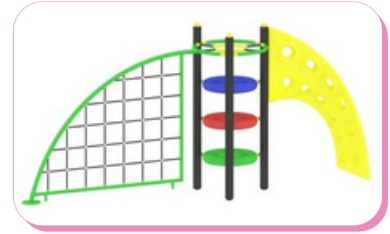
WEB SCRAMBLERS



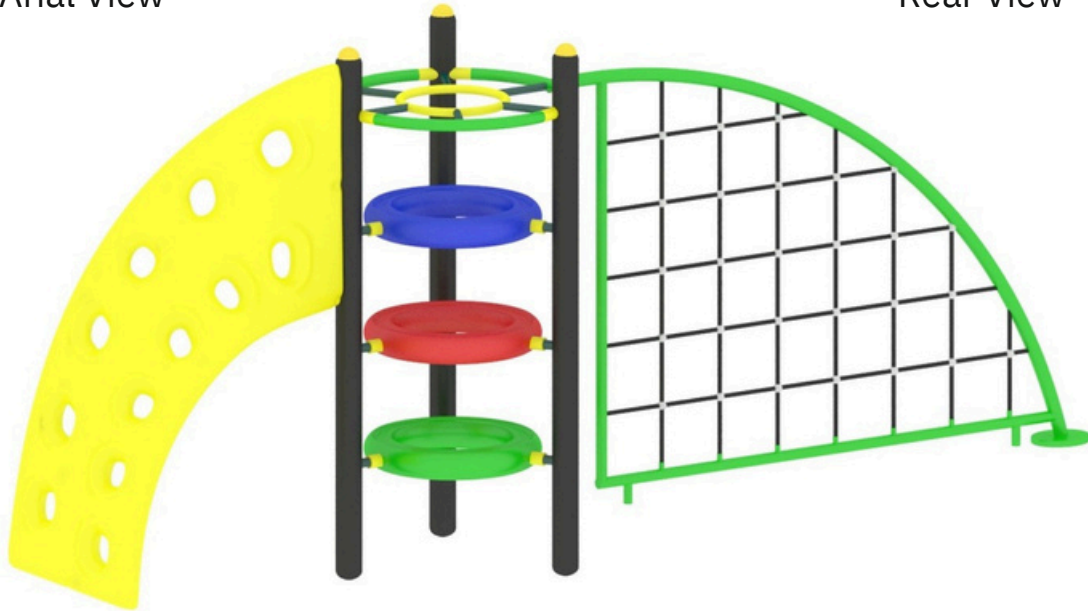
Aerial View

SPS -WSC-04

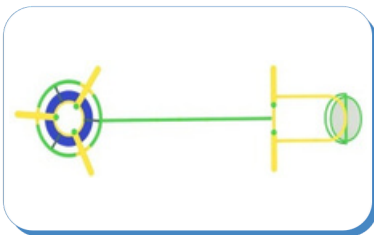
Equipment Size: L-34 x W-6 x
H-8.5 Ft | Safe Play: L-36 x W-8
Ft



Rear View



WEB SCRAMBLERS



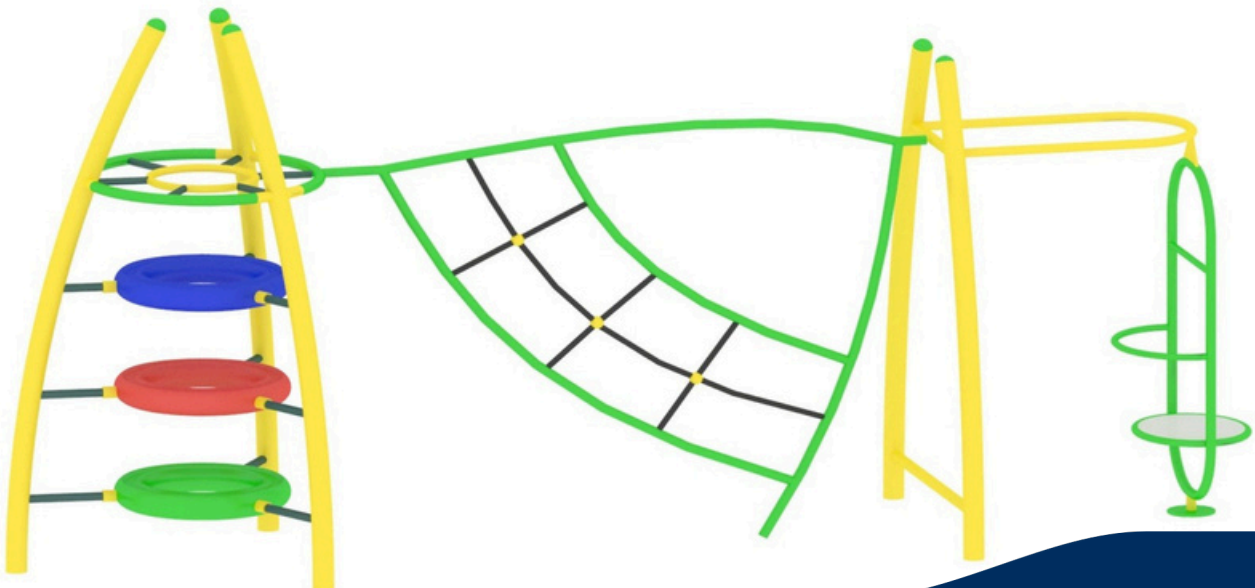
Aerial View

SPS -WSC-06

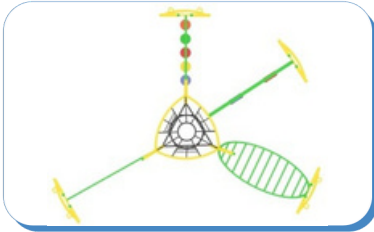
Equipment Size: L-18 x W-5 x
H-8.5 Ft | Safe Play: L-20 x W-7
Ft



Rear View



WEB SCRAMBLERS



Arial View

SPS -WSC-07

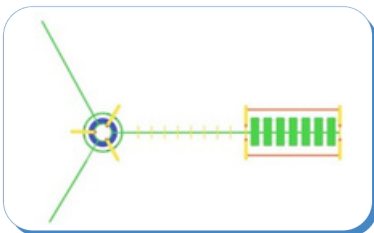
Equipment Size: D-25 x H-8.5
Ft | Safe Play: D-28 Ft



Rear View




WEB SCRAMBLERS



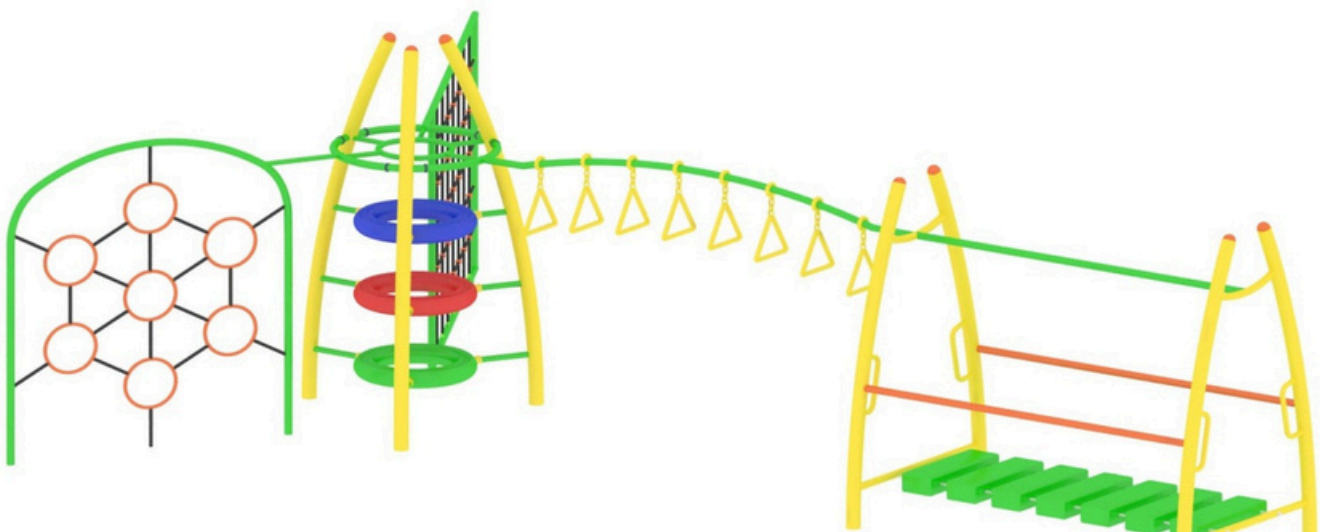
Arial View

SPS -WSC-09

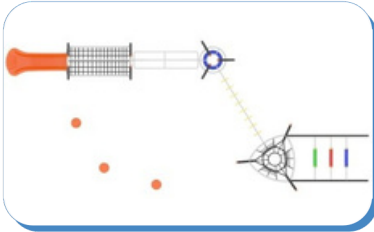
Equipment Size: L-48 x W-19 x
H-8.5 Ft | Safe Play: L-50 x W-
21 Ft



Rear View



WEB SCRAMBLERS



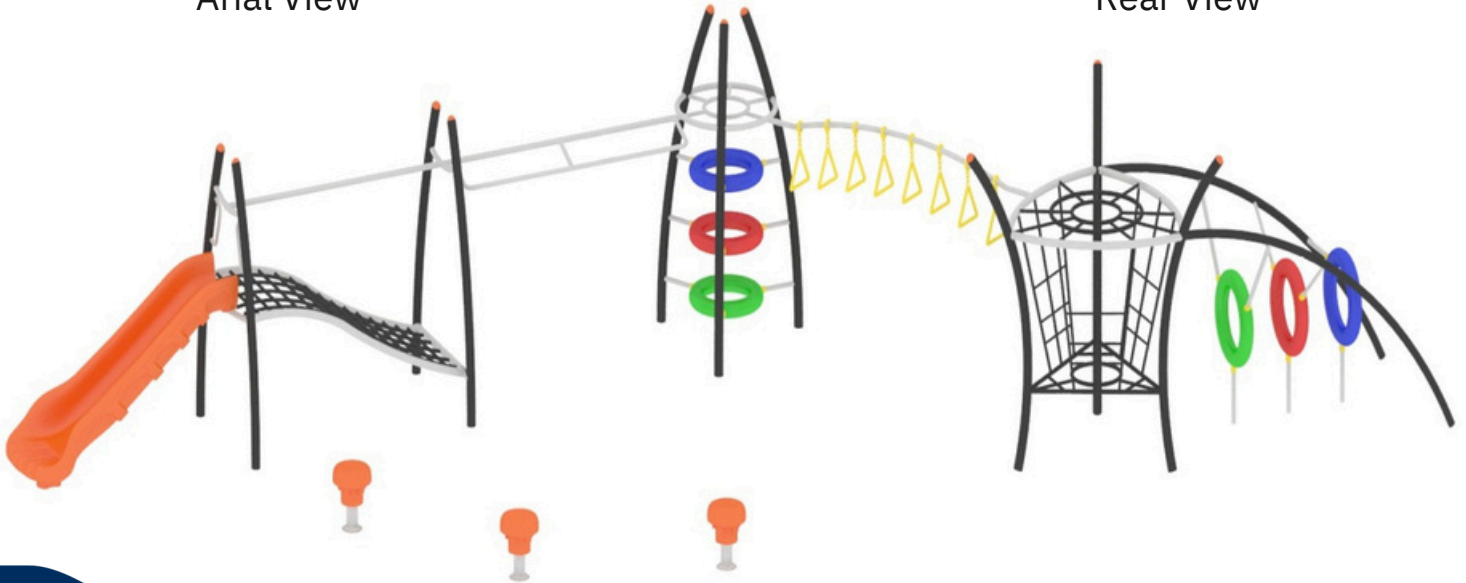
Arial View

SPS -WSC-08

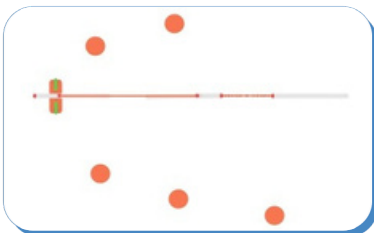
Equipment Size: L-27 x W-17.5 x
H-8.5 Ft | Safe Play: L-30 x W-
20 Ft



Rear View



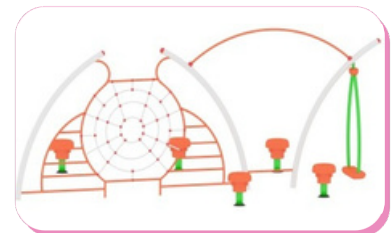
WEB SCRAMBLERS



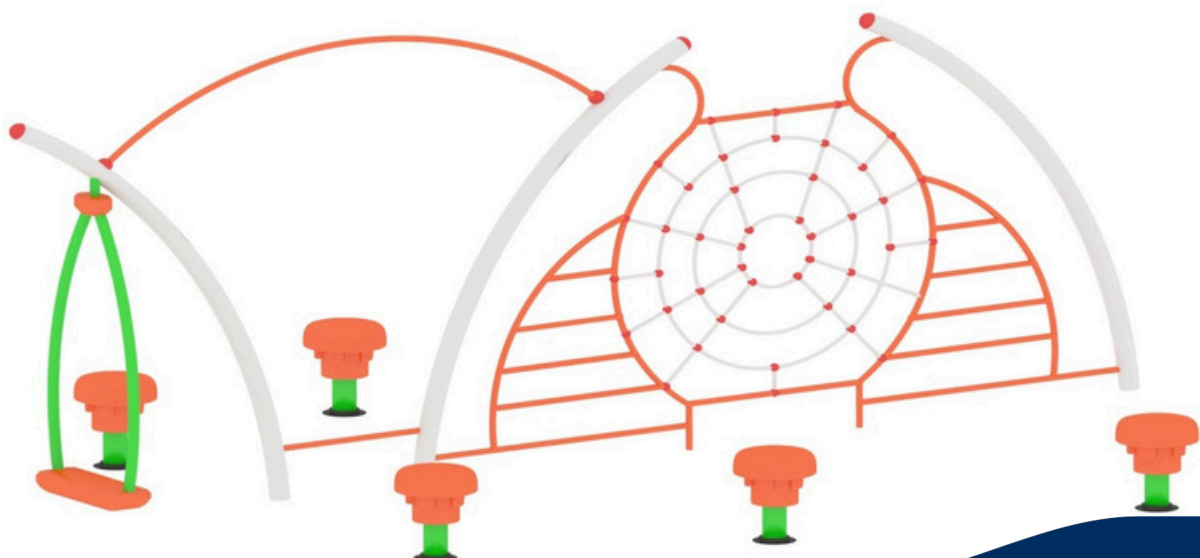
Arial View

SPS -WSC-10

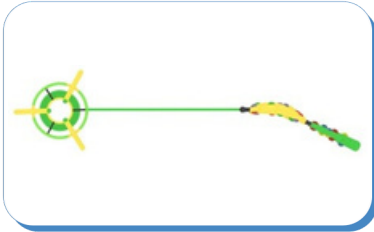
Equipment Size: D-20 x H-8.5
Ft | Safe Play: D-23 Ft



Rear View



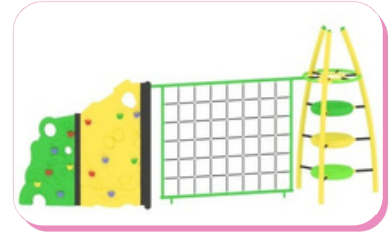
WEB SCRAMBLERS



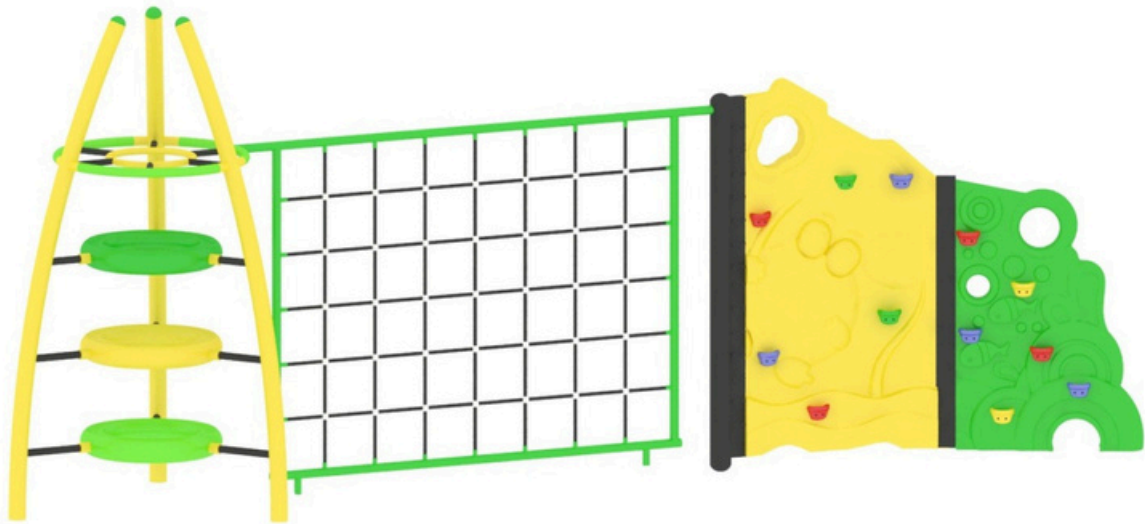
Arial View

SPS -WSC-11

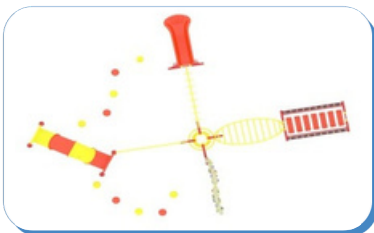
Equipment Size: L-21 x W-5 x
H-8.5 Ft | Safe Play: L-24 x W-8
Ft



Rear View



WEB SCRAMBLERS



Arial View

SPS -WSC-12

Equipment Size: L-42 x W-30 x
H-8.5 Ft | Safe Play: L-45 x W-
33 Ft



Rear View



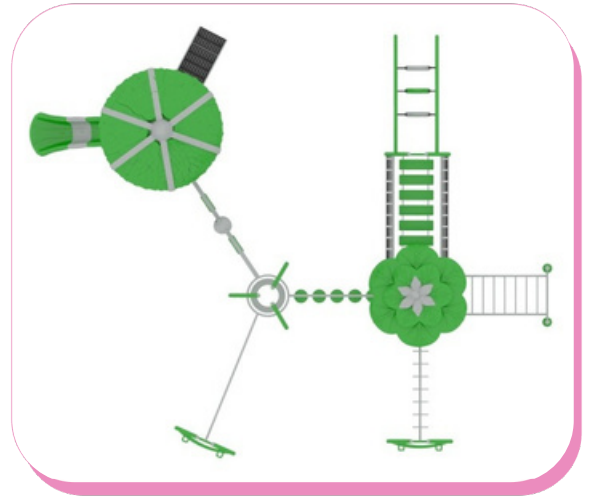


Srinivasa Play Systems

WEB SCRAMBLERS



Rear View



Aerial View

SPS -WSC-13

Equipment Size: L-36 x W-30 x
H-14 Ft | Safe Play: L-39 x W-33
Ft



Swings




Srinivasa Play Systems



Srinivasa Play Systems

SWINGS



SWINGS





Srinivasa Play Systems

SWINGS



SPS -SW-03

Double Arc Swing

Equipment Size: L-9 x W-4.6 x
H-7 Ft

SWINGS



SPS -SW-05

Triple Swing

Equipment Size: L-11 x W-4 x
H-7 Ft

SWINGS

SPS -SW-04

Circular Swing

Equipment Size: L-7 x W-5.5 x
H-7 Ft



SWINGS

SPS -SW-06

Rainbow Swing

Equipment Size: L-12 x W-6 x
H-8 Ft





Srinivasa Play Systems

Slides





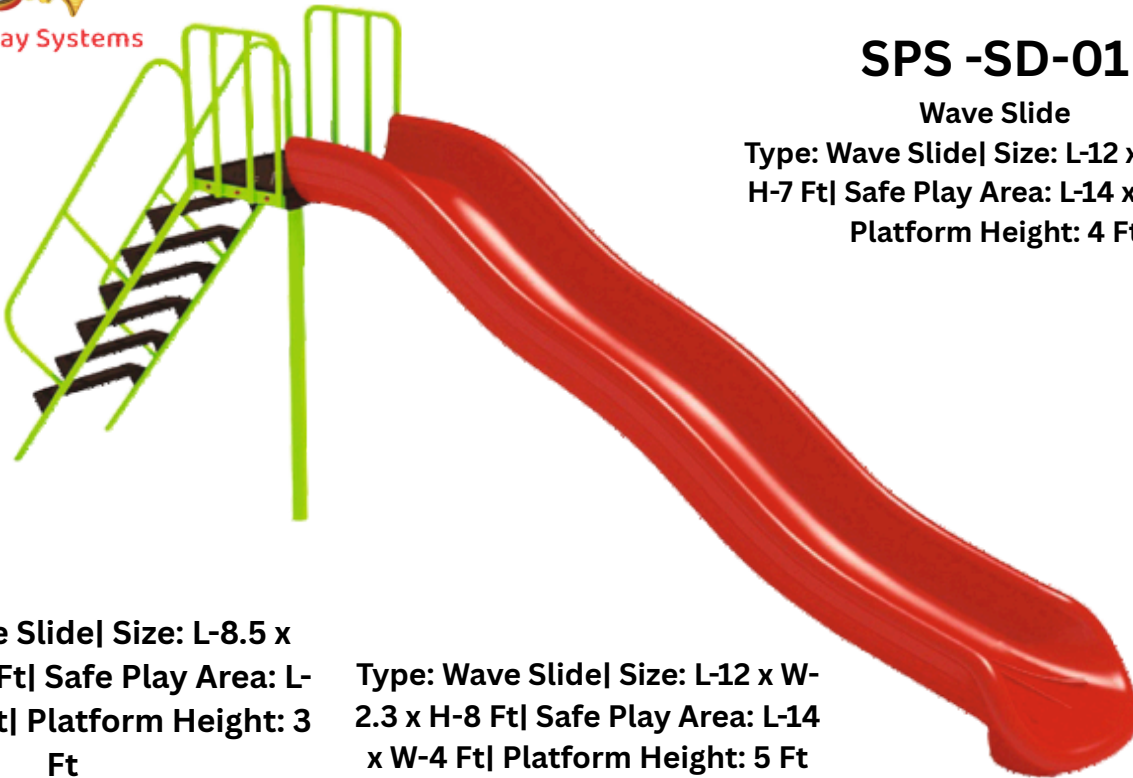
Srinivasa Play Systems

SLIDES

SPS -SD-01

Wave Slide

Type: Wave Slide | Size: L-12 x W-2.3 x
H-7 Ft | Safe Play Area: L-14 x W-4 Ft |
Platform Height: 4 Ft



Type: Wave Slide | Size: L-8.5 x
W-2.3 x H-5 Ft | Safe Play Area: L-
11.5 x W-4 Ft | Platform Height: 3
Ft

Type: Wave Slide | Size: L-12 x W-
2.3 x H-8 Ft | Safe Play Area: L-14
x W-4 Ft | Platform Height: 5 Ft

SLIDES

SPS -SD-02

Double Wave Slide

Type: Double Wave Slide | Size: L-12
x W-3.7 x H-7 Ft | Safe Play Area: L-14
x W-4.7 Ft | Platform Height: 4.9 Ft



SLIDES

SPS -SD-03

Tunnel Slide

Tunnel Slide | Size: L-18 x W-4.2 x H-8.5 Ft | Platform Height: 4 Ft



SLIDES

SPS -SD-04

Tunnel Spiral Slide

Tunnel Spiral Slide | Size: L-15.2 x W-8.10 x H-8.5 Ft | Platform Height: 5 Ft



SLIDES

SPS -SD-05

Spiral Slide

Spiral Slide | Size: L-9.8 x W-4.2 x H-4.9 Ft | Safe Play Area: L-12 x W-7 Ft | Platform Height: 4 Ft



SPS -SD-05


Spiral Slide | Size: L-11.8 x W-4.2 x H-6.9 Ft | Safe Play Area: L-15 x W-7.2 Ft | Platform Height: 5 Ft

SPS -SD-06

Spiral Slide

Type: Spiral Slide | Size: L-13 x W-5 x H-6 Ft | Safe Play Area: L-16 x W-9.2 Ft | Platform Height: 4 Ft

SLIDES





Srinivasa Play Systems

SLIDES

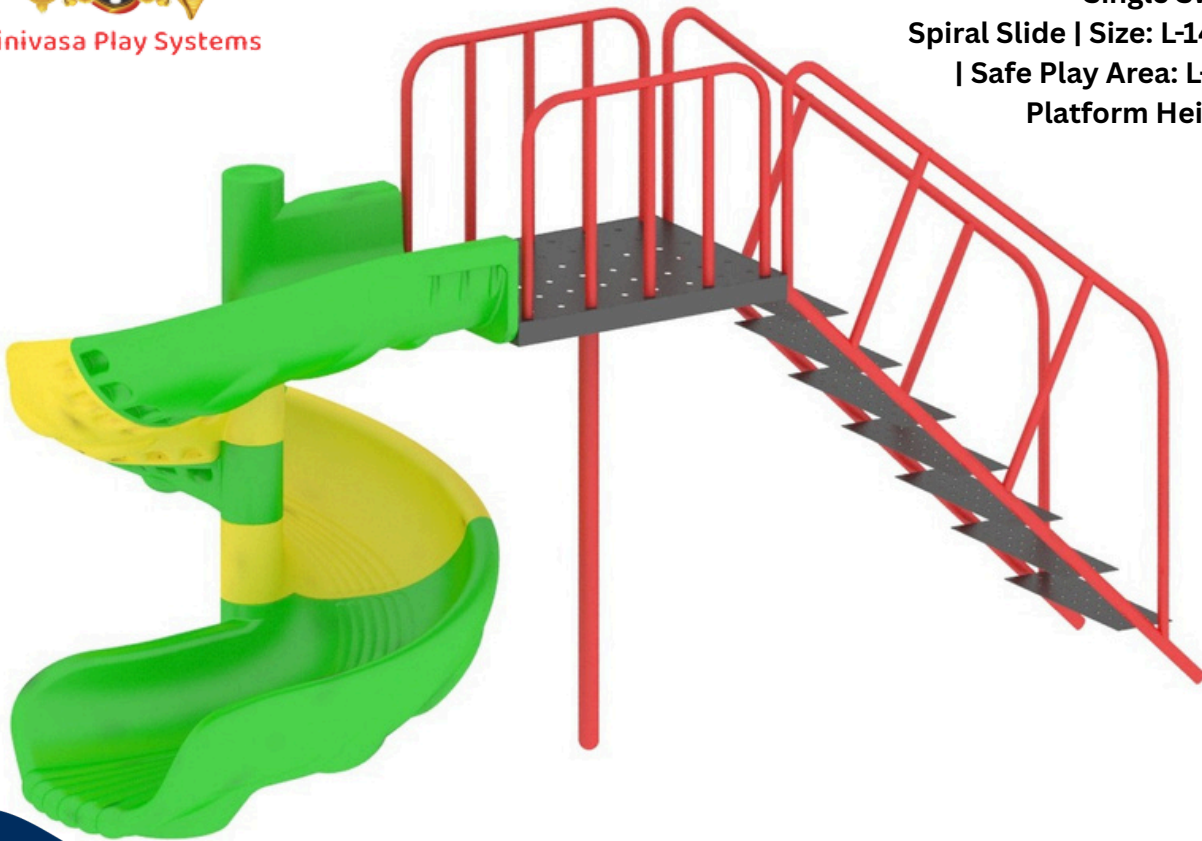
SPS -SD-07

Single Swing

Spiral Slide | Size: L-14 x W-4.5 x H-7 Ft

| Safe Play Area: L-17 x W-7.2 Ft |

Platform Height: 5 Ft



SLIDES

SPS -SD-09

Spiral Slide

Type: Spiral Slide | Size: L-15 x W-5.2 x

H-8 Ft | Safe Play Area: L-18 x W-11.2

Ft | Platform Height: 6 Ft





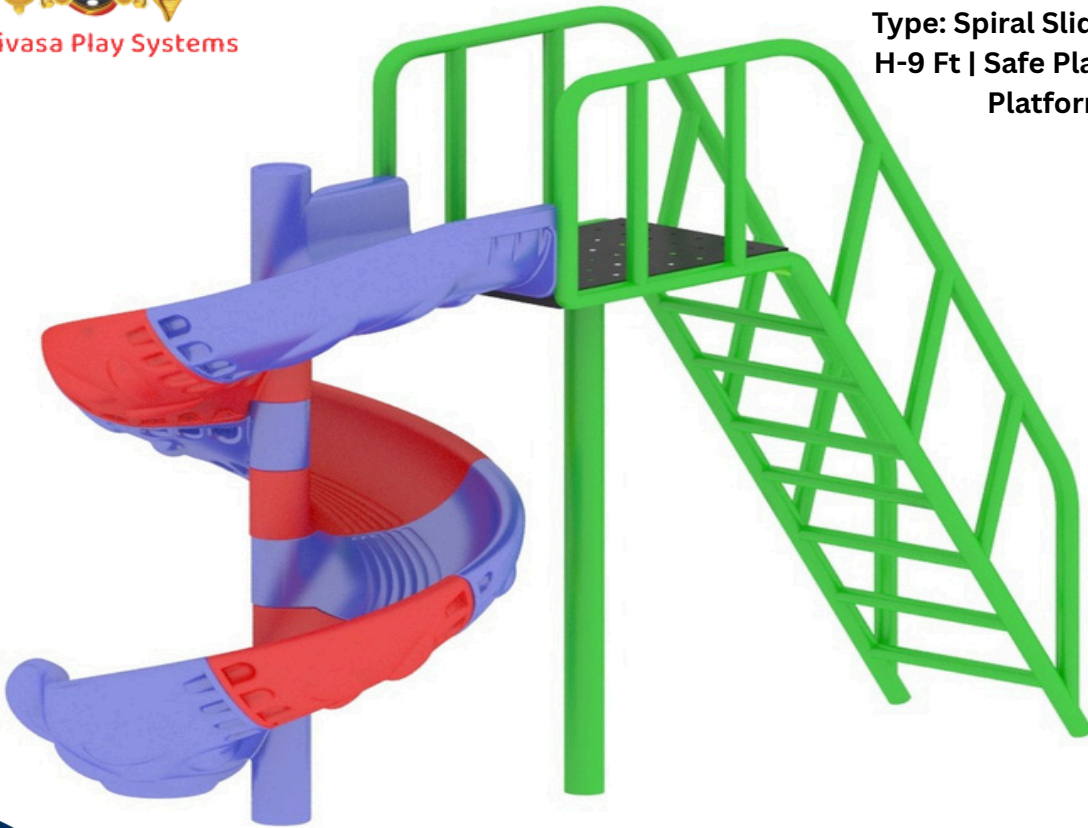
Srinivasa Play Systems

SLIDES

SPS -SD-08

Spiral Slide

Type: Spiral Slide | Size: L-15 x W-6.5 x
H-9 Ft | Safe Play Area: L-18 x W-9 Ft |
Platform Height: 7 Ft



SLIDES

SPS -SD-10

Curve Slide

Type: Curve Slide | Size: L-20 x W-5.5 x
H-11.5 Ft | Platform Height: 7 Ft





Srinivasa Play Systems

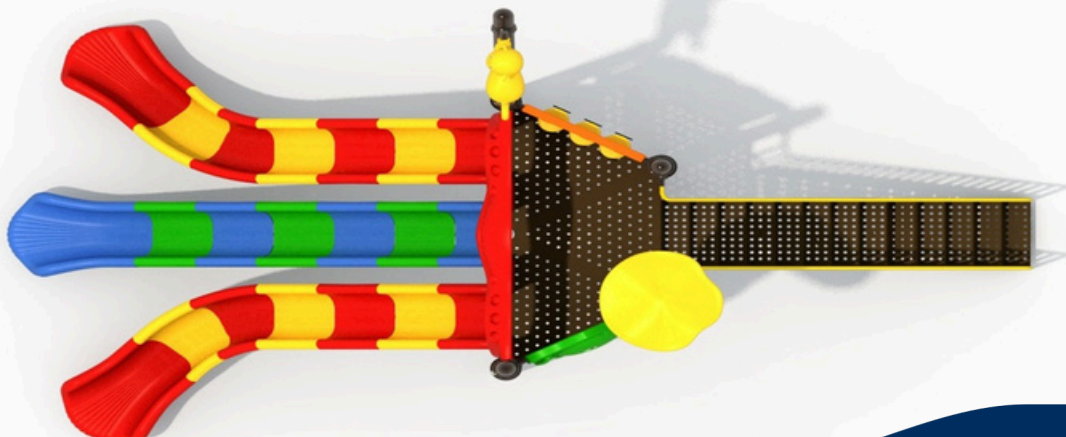
SLIDES



SPS -SD-11

Triple Slide

Type: Triple Slide | Size: L-26.5 x W-12.5 x H-12 Ft | Platform Height: 7 Ft



See Saw



Srinivasa Play Systems



www.srinivasaplaysystems.com



Srinivasa Play Systems


SEE SAW



SPS -SS-02


Multiseater See-Saw

Equipment Size: 9.33 x 1.33 x 2.6 Ft



SPS -SS-03

Equipment Size: 6.66 x 2 x 2.33 Ft



SPS -SS-04

Doggy See-Saw

Equipment Size: 6.66 x 1.66 x 2.33 Ft



SPS -SS-07

Car See-Saw

Equipment Size: 7.33 x 1.43 x 3.66 Ft

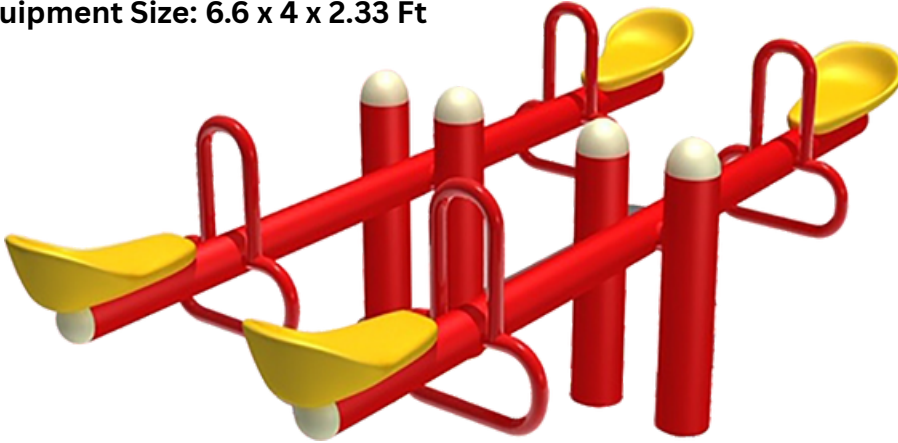


Srinivasa Play Systems

SEE SAW

SPS -SS-01

Equipment Size: 6.6 x 4 x 2.33 Ft



SPS -SS-05

Pony See-Saw

Equipment Size: 6.66 x 1.66 x 2.33 Ft



SPS -SS-06

Sea Horse See-Saw

Equipment Size: 6.66 x 1.66 x 2.33 Ft

Merry Go Ground



Srinivasa Play Systems




www.srinivasaplaysystems.com

MERRY GO GROUND



SPS -MGR-01

Size of Equipment: 5 Ft Diameter
|Safe Play Area: 6.5 Ft Diameter



MERRY GO GROUND

SPS -MGR-02

Size of Equipment: 4 Ft Diameter|
Safe Play Area: 6 Ft Diameter

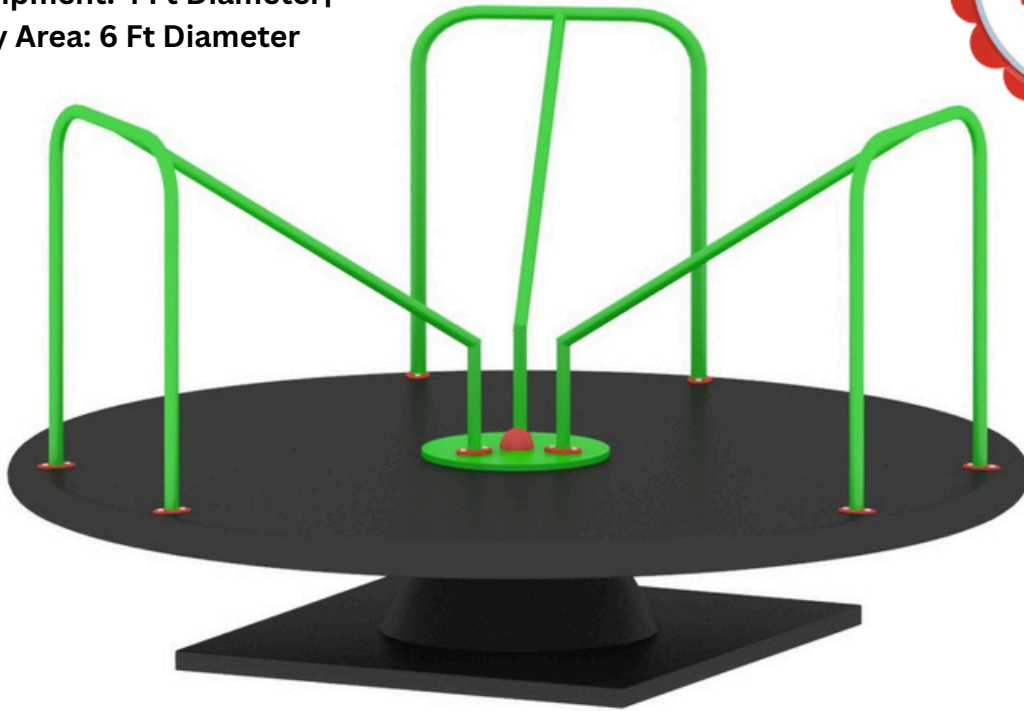


MERRY GO GROUND

SPS -MGR-03

Size of Equipment: 4 Ft Diameter

Safe Play Area: 6 Ft Diameter



MERRY GO GROUND

SPS -MGR-06

Horse MGR

Size of Equipment: 4 Ft Diameter

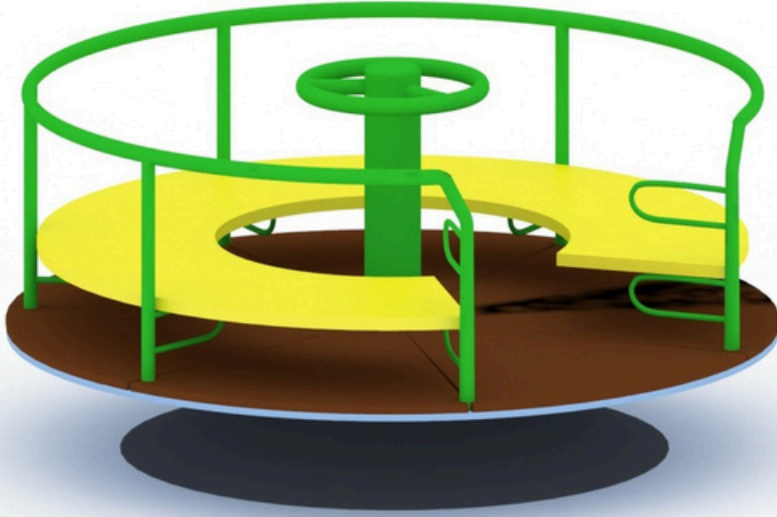
Safe Play Area: 6 Ft Diameter





Srinivasa Play Systems

MERRY GO ROUND



SPS -MGR-07

Size of Equipment: 5 Ft Diameter |
Safe Play Area: 6.5 Ft Diameter

SPS -MGR-04

Sea Horse MGR
Equipment Size: Size: 5 Ft Diameter



SPS -MGR-05

Pony MGR
Equipment Size: Size: 5 Ft
Diameter

Climbers



Srinivasa Play Systems



www.srinivasaplaysystems.com



Srinivasa Play Systems

CLIMBERS

SPS -CL-01

Triangle Climber

Size of Equipment: L-8 x W-8 x
H-5 Ft




CLIMBERS

SPS -CL-02

Garden Rock Climber

Each piece 3x3ft 6pcs x 3ft = 18
width 3pcs x 3ft = 9 ft Height
Plus Extra Wall Plus Playarea to
be developed by the customer
as in the picture. Wall of 10 ft
Height Sand Pit width 10ft x
Length 21ft.






Srinivasa Play Systems

CLIMBERS

SPS -CL-03

Wall Climber

Size of Equipment: L-15 x H-6.5 f

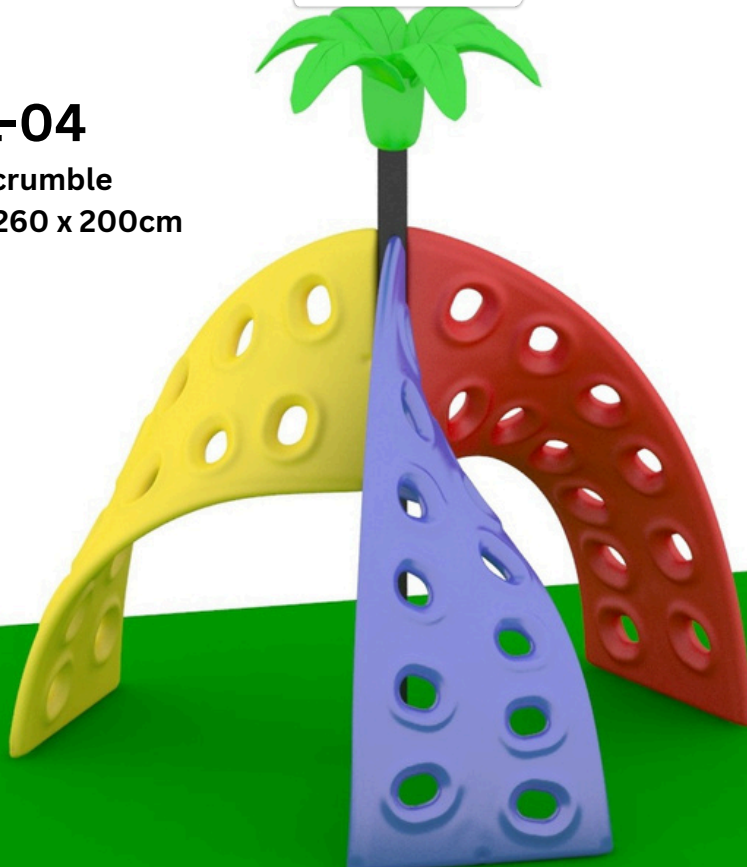


CLIMBERS

SPS -CL-04

Wall Twisted Scramble

Size of Equipment: 260 x 200cm





Srinivasa Play Systems

CLIMBERS

SPS -CL-05

Net Climber

Size of Equipment: L-7 x H-5 Ft




CLIMBERS

SPS -CL-06

Double Net Climber

Size of Equipment: L-10 x W-5.2
x H-7 Ft



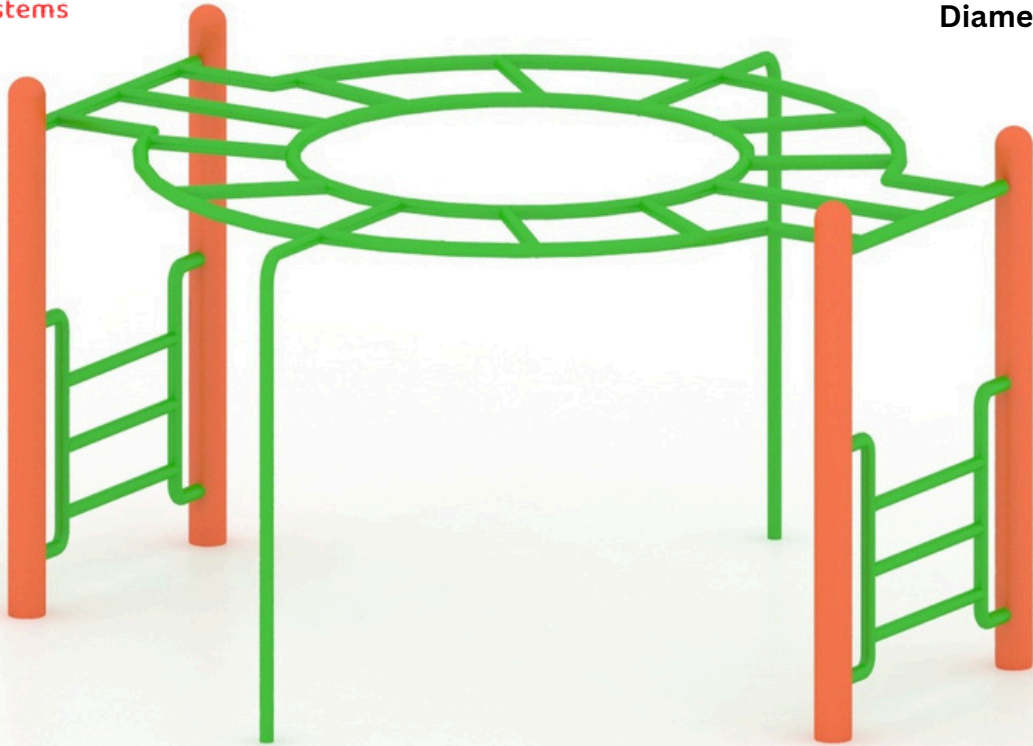


Srinivasa Play Systems

CLIMBERS

SPS -CL-07

Circular Scrambler
Size of Equipment: 12 Ft
Diameter



SPS -CL-09

Sunset Climber CLIMBERS
Size of Equipment:
270x270x135cm

CLIMBERS





Srinivasa Play Systems

CLIMBERS

SPS -CL-08

Monkey Bar

Size of Equipment: L-7 x W-4 x H-7.5 Ft

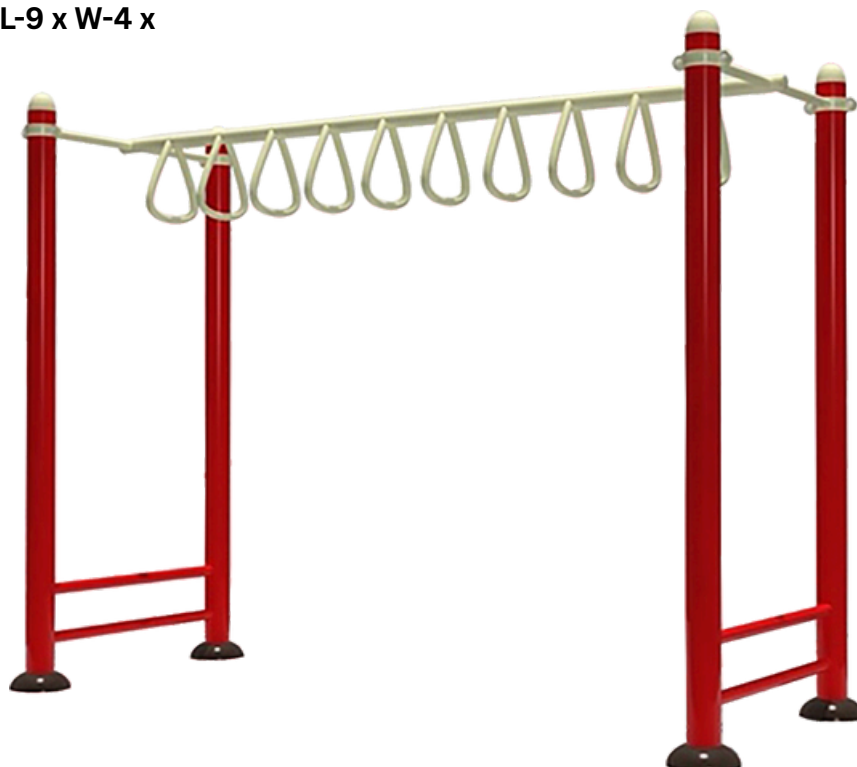


SPS -CL-10

Swinnigning Loop Rung

Size of Equipment: L-9 x W-4 x H-7.5 Ft

CLIMBERS



CLIMBERS



SPS -CL-11

Junior Climber

Size of Equipment: L-12 x W- 4.8
x H-6 Ft



SPS -CL-13

Fruit Climber

Size of Equipment: L-11.9 x W-
4.3 x H-9.6 Ft

CLIMBERS



CLIMBERS

SPS -CL-12

Multitask Climber
Size of Equipment:
650X420x280cm



SPS -CL-14

Wall Climber

Size of Equipment: 4ft Width x
8ft Height

CLIMBERS





Srinivasa Play Systems

CLIMBERS

SPS -CL-15

Triple Climber

Size of Equipment: 300 x 130 x 180cm

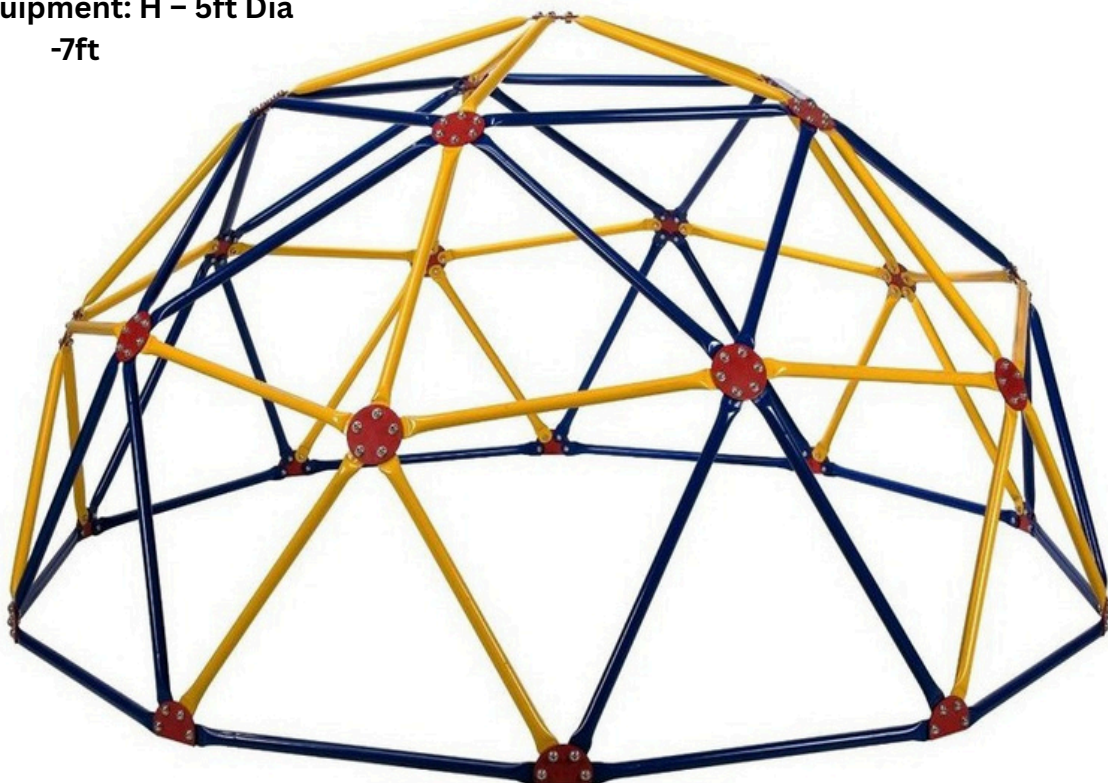


SPS -CL-16

Mini Sunset Climber

Size of Equipment: H - 5ft Dia
-7ft

CLIMBERS





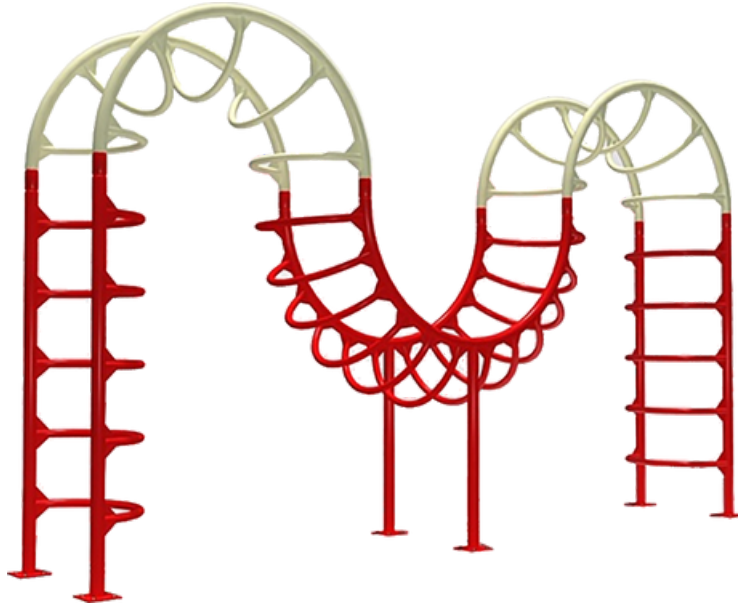
Srinivasa Play Systems

CLIMBERS

SPS -CL-17

Wave Climber

Size of Equipment: 430 x 75 x
260cm

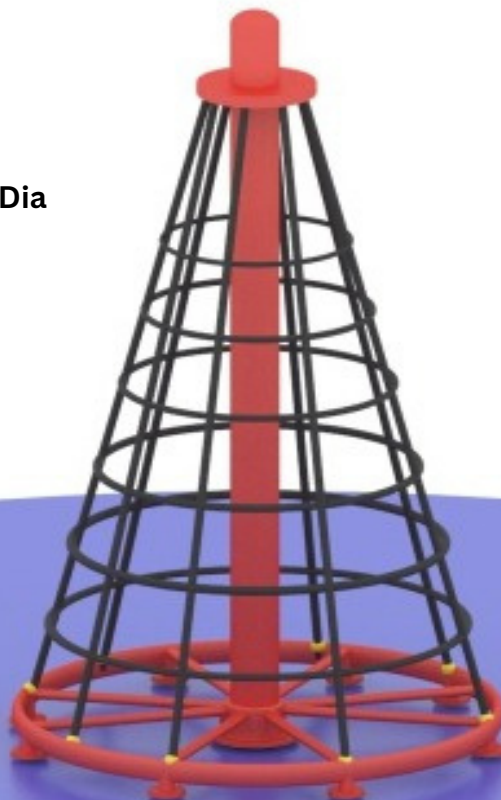


CLIMBERS

SPS -CL-19

Cone Climber

Size of Equipment: H – 10ft Dia
-6ft





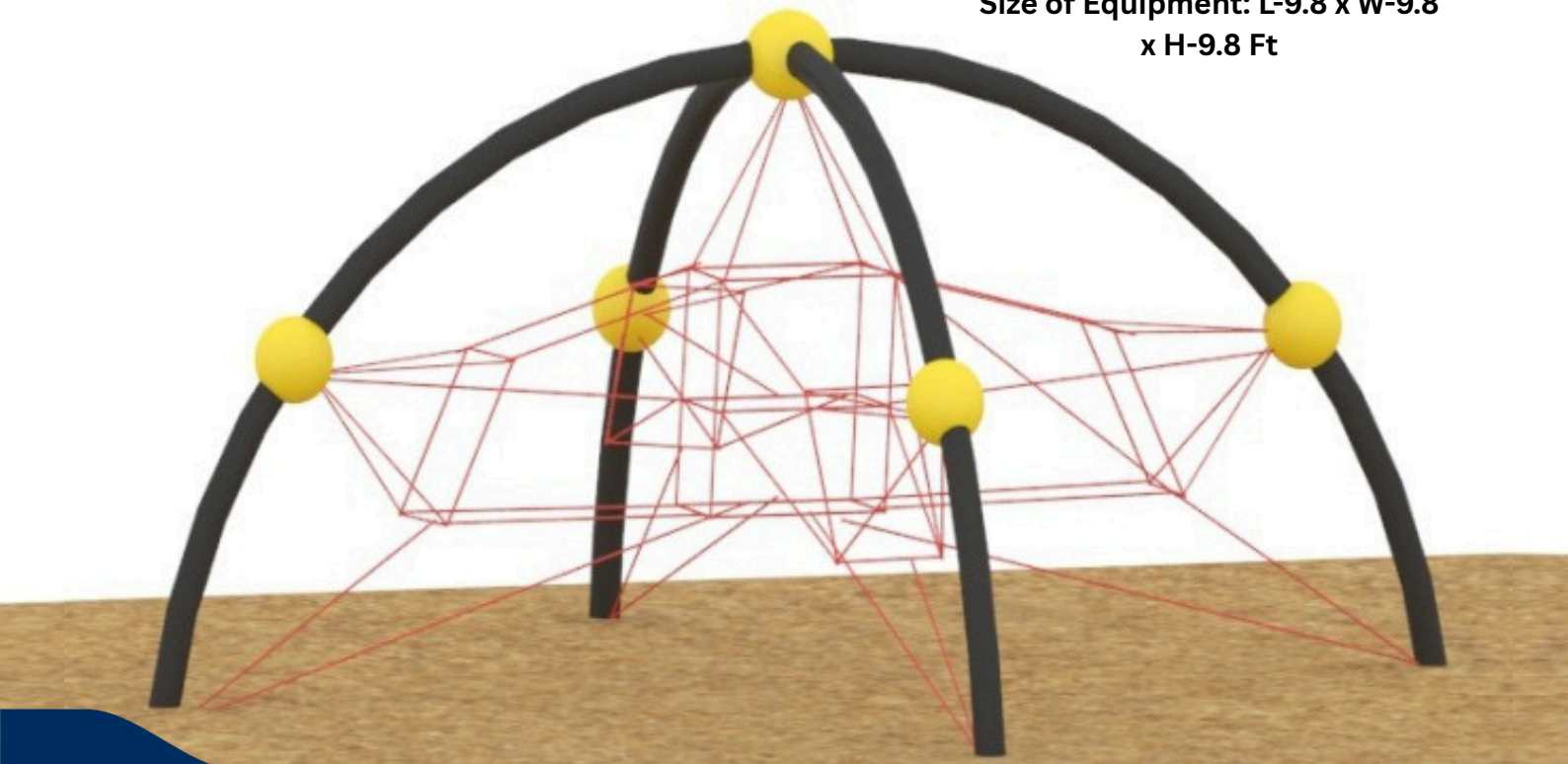
Srinivasa Play Systems

CLIMBERS

SPS -CL-18

ARC Climber

Size of Equipment: L-9.8 x W-9.8
x H-9.8 Ft




SPS -CL-21

Half Round Climber

Size of Equipment: L14 x W2.5 x
H7ft

CLIMBERS






Srinivasa Play Systems

CLIMBERS

SPS -CL-20

Turbo Climber
Size of Equipment: D6ft x H7ft




SPS -CL-22

AtoB Climber

Size of Equipment: L11.5 x W4.5
x H7ft

CLIMBERS






Srinivasa Play Systems

CLIMBERS

SPS -CL-23

Fourway Climber

Size of Equipment: D18ft x H7ft

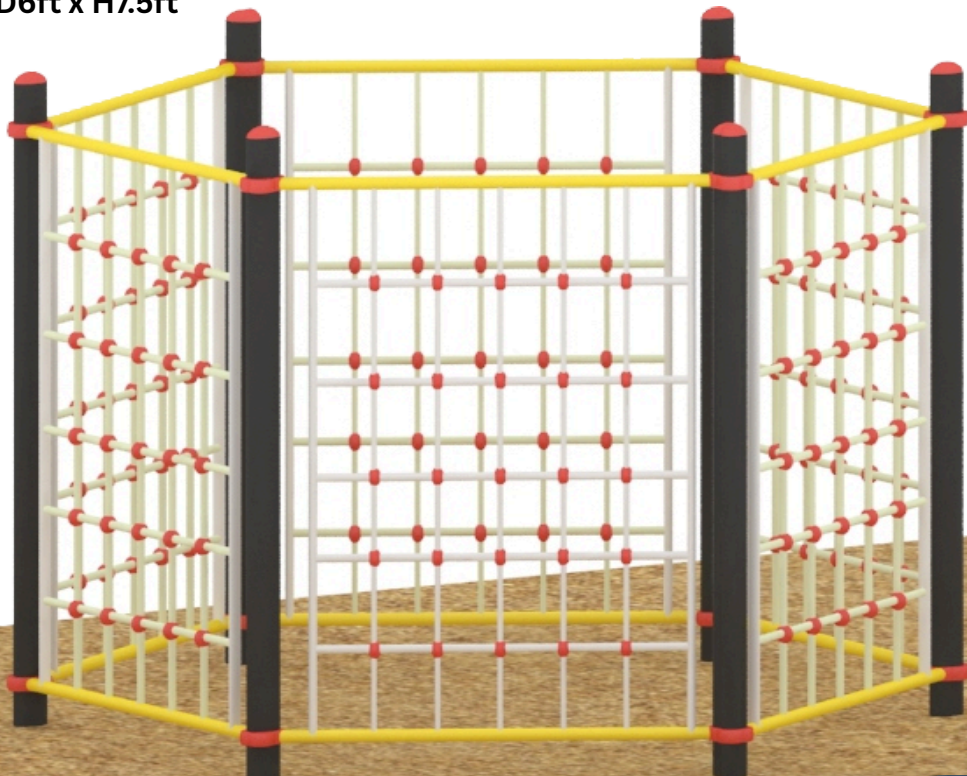


SPS -CL-24

Hexagonal Climber

Size of Equipment: D6ft x H7.5ft

CLIMBERS





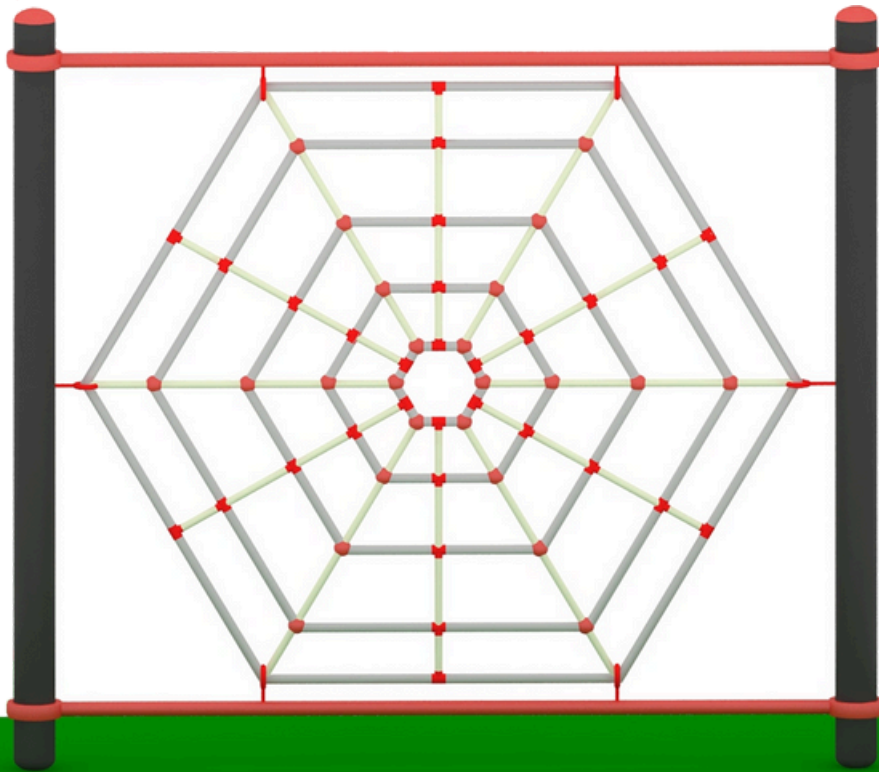
Srinivasa Play Systems

CLIMBERS

SPS -CL-25

Web Climber

Size of Equipment: L7 x H7.5ft



CLIMBERS

SPS -CL-26

Complex Climber

Size of Equipment: L44 x W4 x
H7ft






Srinivasa Play Systems

CLIMBERS

SPS -CL-27

Dragon Climber

Size of Equipment: L15 x W4 x
H7ft



SPS -CL-28

Twisted Net Climber

Size of Equipment: L17 x W4 x
H7ft

CLIMBERS





Srinivasa Play Systems

CLIMBERS

SPS -CL-29


Curve Crawling Tube
Size of Equipment: L10.11 x
W4.3 x H5.10ft



CLIMBERS

SPS -CL-30

Crawling Tube
Size of Equipment: L5.10 x W3 x
H3.10ft



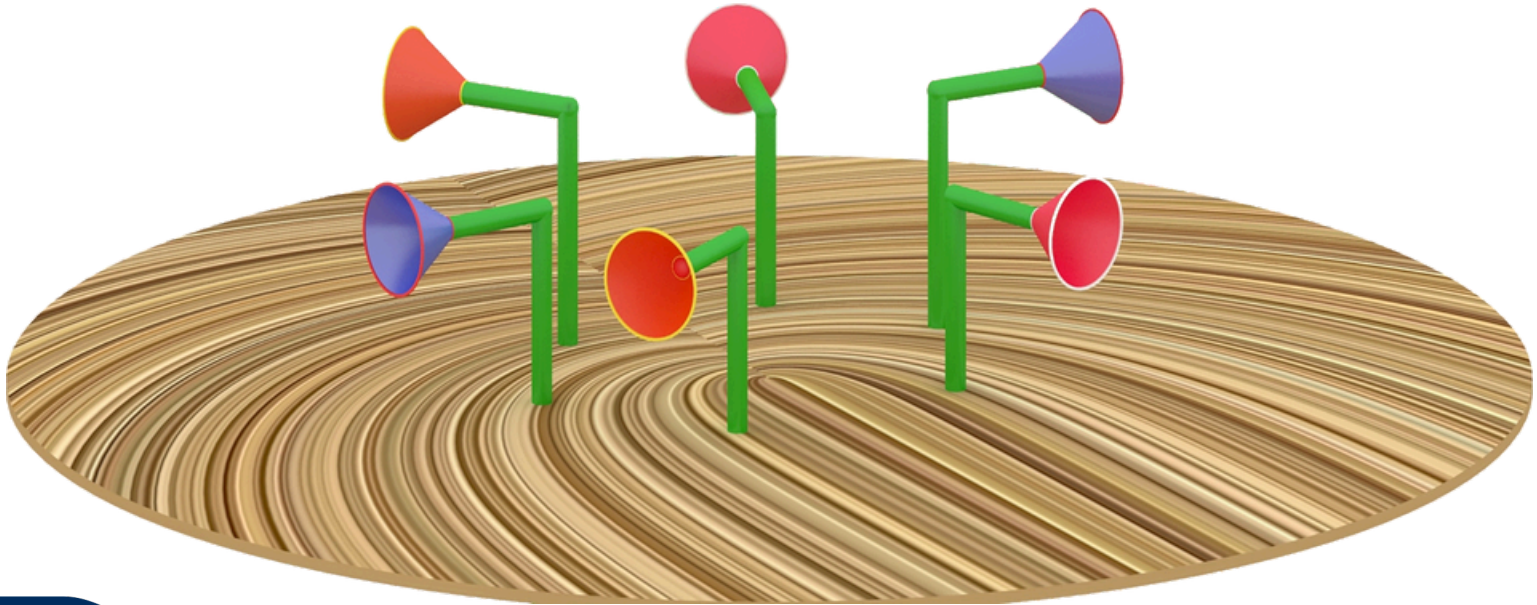


Srinivasa Play Systems

CLIMBERS

SPS-CL-32

Telephone Pipes D10ft x
H5.5ft



SPS -CL-33

Hopper Step

Size of Equipment: (One piece –
D1ft)

CLIMBERS





Srinivasa Play Systems

CLIMBERS

SPS -CL-31

Fish Climber

Size of Equipment: L-15 x W-4 x
H-6 Ft




CLIMBERS

SPS -CL-32

Multitask Fish Climber

Size of Equipment: L-21 x W-7 x
H-6.6 Ft






Srinivasa Play Systems

CLIMBERS

SPS -CL-34

Twisted Wall Climber

Size of Equipment: L-14 x W-3.5 x
H-9 Ft

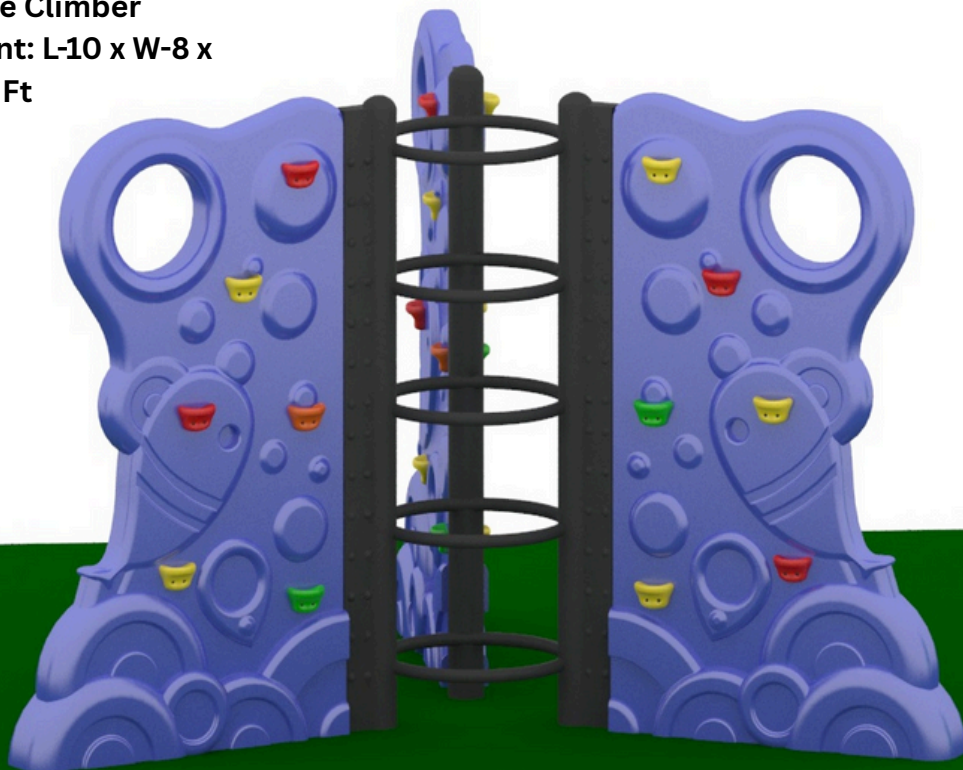


CLIMBERS

SPS -CL-35

Fish Triangle Climber

Size of Equipment: L-10 x W-8 x
H-6 Ft





Srinivasa Play Systems

TRAMPOLINE



TR 168
D168"

TR 96
D96"

TR 144
D144"

TR 72
D72"

TR 120
D120"

TR 54
D54"

Spring Riders



Srinivasa Play Systems



www.srinivasaplaysystems.com



Srinivasa Play Systems

SPRING RIDERS



SPS -SR-01

Seahorse Rocker

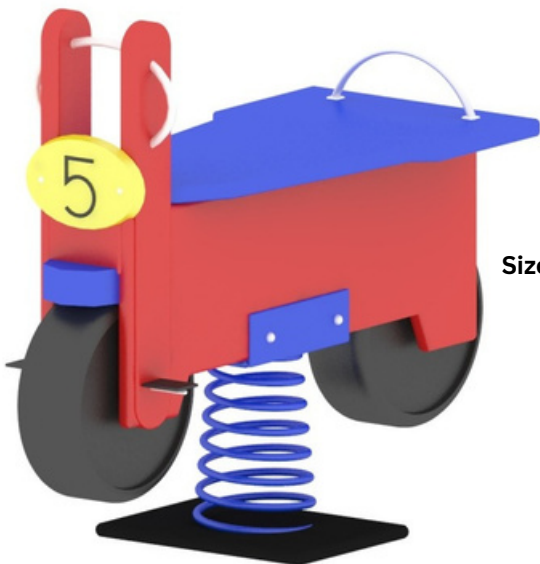
Size of Equipment: L-3.06 x W-1.4 x H-3.3 ft



SPS -SR-02

Tiger Rocker

L-2.16 x W-0.83 x H-2.66 ft



SPS -SR-03

Bike Rocker

Size of Equipment: L-2 x W-1.2 x H-1.93 ft



SPS -SR-07

Horse Rocker

Size of Equipment: L-2.66 x W-2 x H-2.66 ft



SPS -SR-08

Tortoise Rocker

Cute slow-moving theme



Srinivasa Play Systems

SPRING RIDERS



SPS -SR-09

Puppy Rocker
Size of Equipment: L-2.83 x W-1.66 x H-2.5 f



SPS -SR-11

Car Rocker
L-2.5 x W-1.26 x H-2.66 ft



SPS -SR-10

Whale Rocker
Size of Equipment: L-3.1 x W-1.53 x H-2.73 ft

SPS -SR-13

Duck Rocker



SPS -SR-12

Frog Rocker



Srinivasa Play Systems

SPRING RIDERS



NEW ARRIVAL



SPS -SR-04

JCB Rocker
Compact, Construction theme



SPS -SR-14

Elephant Rocker
L-54 x 45 x 77 cm



SPS -SR-05

Spaceship Rocker
L-96 x 56 x 86 cm



SPS -SR-06

Pony Rocker
Size of Equipment: L-90 x 50 x
90 cm



Srinivasa Play Systems

SPRING RIDERS



NEW ARRIVAL



SPS -SR-15

Goldfish Rocker

Size of Equipment: L-90 x 45 x
90 cm



SPS -SR-16

Jeep Rocker

Size of Equipment: L-78 x 60 x
50 cm



SPS -SR-17

Dinosaur Rocker (Double
Seater)

L-146 x 58 x 120 cm

Outdoor Fitness



Srinivasa Play Systems

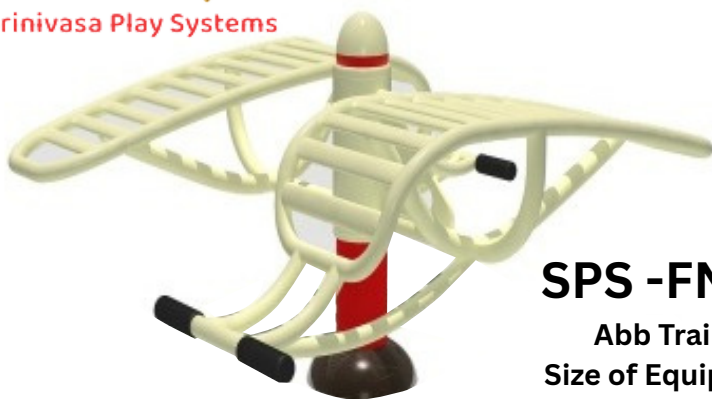


www.srinivasaplaysystems.com



Srinivasa Play Systems

OUTDOOR FITNESS



SPS -FN-01

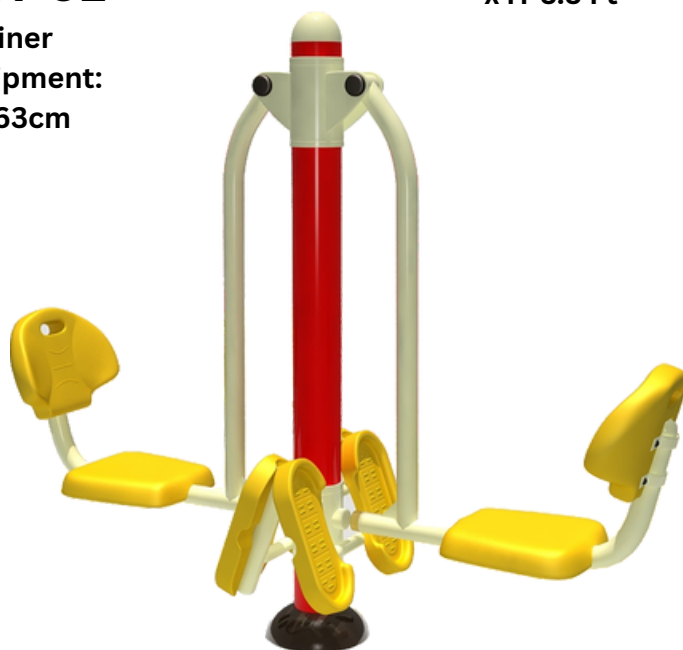
Abb Trainer

Size of Equipment:
30X112X63cm

SPS -FN-03

Leg Press Double

Size of Equipment: L-4.6 x w-1.3
x H-5.5 Ft



SPS -FN-02

Shoulder Press

Size of Equipment: L-6.8 x W-
2.86 x H-6.5 Ft



SPS -FN-04

Vertical Shoulder Pull

Size of Equipment: Size: 80 x 60
x 250cm



Srinivasa Play Systems


OUTDOOR FITNESS



SPS -FN-29

Shoulder Press

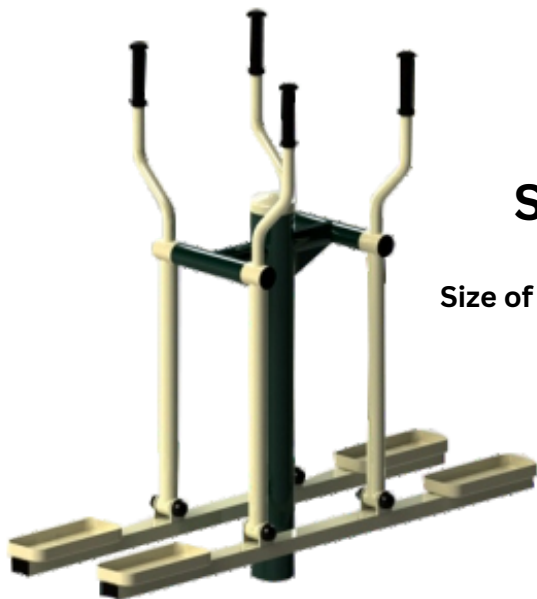
Size of Equipment: L-6.8 x W-
2.86 x H-6.5 Ft



SPS -FN-06

Twister Standing

Size of Equipment: L-4.56 x w-
4.56 x H-4.36 Ft



SPS -FN-05

Sky Walker

Size of Equipment: L-5.26 x W-
1.83 x H-4.83 Ft



SPS -FN-07

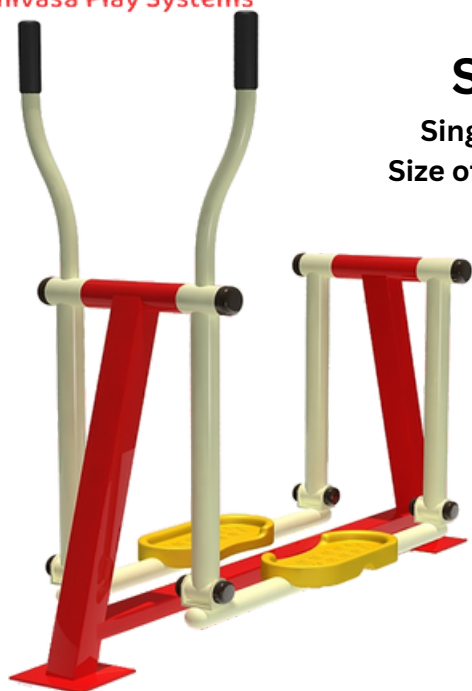
Single Rowing Machine

Size of Equipment: L-2.83 x W-
2.03 x H-4.03 Ft



Srinivasa Play Systems

OUTDOOR FITNESS




SPS -FN-08

Single Running Machine
Size of Equipment: L-3.3 x W-
1.83 x H-4.8 Ft



SPS -FN-10

Double Running Machine
Size of Equipment: L-3.66 x W-
1.53 x H-4.93 Ft



SPS -FN-09

Walking Machine
Size of Equipment: L-3.66 x w-
1.53 x H-4.93 Ft




SPS -FN-11

Double Walking Machine
Size of Equipment: L-7.26 x W-
1.76 x H-4.56 Ft



Srinivasa Play Systems

OUTDOOR FITNESS



SPS -FN-12

Taichi


Size of Equipment: L-3.66 x W-
3.36 x H-5 Ft



SPS -FN-15

Spinner

Size of Equipment: 160 x 75 x
220cm



SPS -FN-13

Walking Barrel

Size of Equipment: L-3 x W-1.66
x H-5 Ft



SPS -FN-14

Horse Rider

Size of Equipment: L-4 x W-2 x
H-4 Ft



Srinivasa Play Systems

OUTDOOR FITNESS



SPS -FN-16

Double Horse Rider

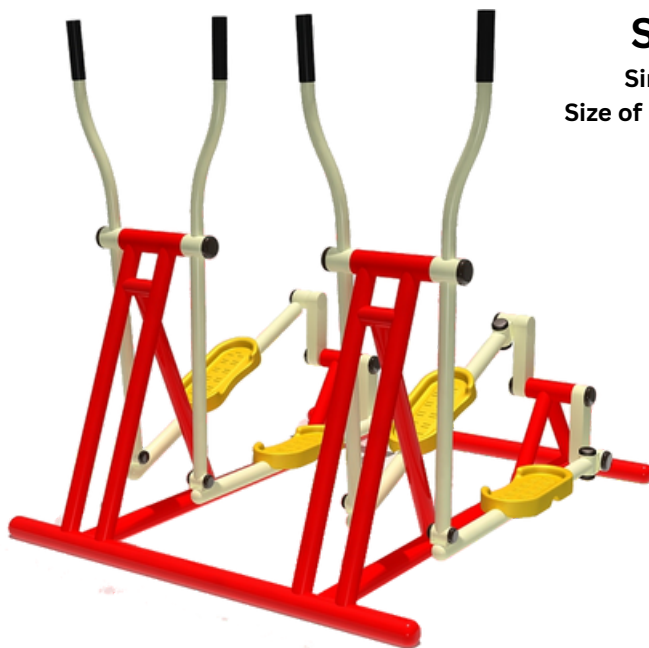
Size of Equipment: L-5.66 x W-5
x H-4 Ft



SPS -FN-18

Single Cross Trainer

Size of Equipment: L-4.43 x W-
1.83 x H-6.5 Ft



SPS -FN-17

Double Cross Trainer

Size of Equipment: L-5 x W-4 x
H-4.83 Ft



SPS -FN-19

Back Press

Size of Equipment: 135 x 80 x
142cm



Srinivasa Play Systems

OUTDOOR FITNESS

SPS -FN-21

Surf Board

Size of Equipment: 120 x 91 x
145cm H-6.5 F



SPS -FN-22

Surfing Board


Size of Equipment: 120 x 80 x
144cm



SPS -FN-20

Horizontal Bar

Size of Equipment: 120 x 120 x
130cm



SPS -FN-23

Pushup Bar

Size of Equipment: 180 x 55 x
160cm



Srinivasa Play Systems

OUTDOOR FITNESS



SPS -FN-24

Parallel Bar

Size of Equipment: 245 x 80 x 150cm



SPS -FN-28

Knee Hip Raiser

Size of Equipment: 180 x 121 x 200cm



SPS -FN-25

Size of Equipment: 170 x 70 x 90cm

SPS -FN-27

Size of Equipment: 20 x 60 x 90cm



SPS -FN-26

Size of Equipment: 134 x 65 x 118cm





Srinivasa Play Systems

DUSTBINS



SPS-DB-60, 80, 100

Roadside Trash Bins

Size:

420mm x 300mm x 850mm (60 Ltrs)

450mm x 300mm x 945mm (80 Ltrs)

540mm x 350mm x 930mm (100 Ltrs)



SPS-DB-120

All purpose DustBin

Size: 470mm x 550mm x 930mm



SPS-DB-240

All purpose Dustbin

Size: 580mm x 720mm x 1000mm



SRINIVASA PLAY SYSTEMS

Plot no 102, Ram Reddy Nagar, IDA Jeedimetla,
Jeedimetla, Hyderabad, Telangana 500055
+91 9912585768
E-mail : info@srinivasaplaysystems.com



Srinivasa Play Systems